

college baseball

# insiders

REGIONAL GUIDE

*Exclusively Distributed By*



MAY 28, 2025

*CollegeBaseballInsiders.com*

@NCAAINSIDERS



# WELCOME BACK!

The postseason is here and so is your ultimate companion to navigating the wild, unpredictable ride that is the Regional weekend in College Baseball.

Whether you've been with us since Opening Day or you're just tuning in now for the madness of the postseason, welcome to College Baseball Insiders. This guide marks our fourth annual Regional Edition, built to deliver sharp insights, advanced analytics, and the betting angles you won't find anywhere else.

For the newcomers: I'm Matt Grissom, co-founder of College Baseball Insiders, joined by Quentin Mills, Nick Hathcoat, and Todd "Smitty" Smith – the voices behind our weekly live broadcasts, best bets, and statistical breakdowns that powered us to a +67 unit profit through the regular season. And none of it would be possible without the beautiful mind behind the curtain, Nick Dimmitt, whose data and website design continue to level up everything we do at CollegeBaseballInsiders.com.

In this guide, we'll lay out the roadmap that got us here and dive headfirst into every regional – highlighting everything from the odds, win probabilities, and all of the advanced metrics that separate the Omaha contenders from the two-and-barbecue pretenders. From proven powerhouses to Cinderella hopefuls, we give you the tools to make sharper plays and more informed wagers.

Our mission is simple: blend our passion for the game with an edge for betting. No fluff, no filler; Just the stats, context, and commentary you need to enjoy the greatest show on dirt.

Let the madness begin. The road to Omaha starts now.



Co-Founder, College Baseball Insiders

## MEET THE TEAM



### MATT GRISSOM

CO-FOUNDER, CEO

College Baseball Insiders

✕ @GrissomOnX

✉ grissom@ncaainsiders.com



### QUENTIN MILLS

CO-FOUNDER, COO

College Baseball Insiders

✕ @QMilllyy

✉ mills@ncaainsiders.com



### NICK HATHCOAT

ANALYST | SOCIAL MEDIA DIRECTOR

College Baseball Insiders

✕ @NHathcoat413

✉ nhathcoat@ncaainsiders.com



### TODD SMITH

ANALYST | CO-HOST

College Baseball Insiders

✕ @SmittyBucs

✉ smitty@ncaainsiders.com



### NICK DIMMITT

CIO | DIRECTOR OF DATA ENGINEERING

College Baseball Insiders

✕ @NCAAINsiders

✉ nick@ncaainsiders.com



### PARKER FLEMING

DIRECTOR OF ANALYTICS

College Baseball Insiders

✕ @Statsowar

✉ parker@ncaainsiders.com



# Gear up for Gameday

## With Homefield Apparel



### SAVE THE DATES



#### REGIONALS BEGIN

Friday, May 30<sup>th</sup> – Monday, June 2<sup>nd</sup>



#### SUPER REGIONALS BEGIN

Friday, June 6<sup>th</sup> – Sunday, June 8<sup>th</sup>



#### COLLEGE WORLD SERIES

Friday, June 13<sup>th</sup> – Monday, June 23<sup>rd</sup>

**Get your Diamond Classics  
in time for Regionals!**


































# Homefield

USE CODE "CBI15" FOR 15% OFF ORDERS



# THE REGIONAL HOSTS | ODDS BY Circa | SPORTS

SEED		TEAM NAME	CONF	RECORD	RPI	SOS	WIN REG	WIN CWS
#1		<b>VANDERBILT</b> COMMODORES		<b>42-16</b>	1	2	-270	+925
#2		<b>TEXAS</b> LONGHORNS		<b>42-12</b>	4	24	-265	+950
#3		<b>ARKANSAS</b> RAZORBACKS		<b>43-13</b>	5	13	-470	+450
#4		<b>AUBURN</b> TIGERS		<b>38-18</b>	3	1	-175	+2500
#5		<b>NORTH CAROLINA</b> TAR HEELS		<b>42-12</b>	6	33	-315	+1000
#6		<b>LSU</b> TIGERS		<b>43-14</b>	10	46	-465	+500
#7		<b>GEORGIA</b> BULLDOGS		<b>42-15</b>	2	7	-277	+1400
#8		<b>OREGON STATE</b> BEAVERS	NONE	<b>41-12-1</b>	7	44	-148	+3500
#9		<b>FLORIDA STATE</b> SEMINOLES		<b>38-14</b>	14	26	+112	+4100
#10		<b>OLE MISS</b> REBELS		<b>40-19</b>	12	6	-103	+3600
#11		<b>CLEMSON</b> TIGERS		<b>44-16</b>	9	17	-125	+3300
#12		<b>OREGON</b> DUCKS		<b>42-14</b>	16	23	-155	+3000
#13		<b>COASTAL CAROLINA</b> CHANTICLEERS		<b>48-11</b>	8	78	+114	+3800
#14		<b>TENNESSEE</b> VOLUNTEERS		<b>43-16</b>	11	15	-280	+1200
#15		<b>UCLA</b> BRUINS		<b>42-16</b>	15	18	+113	+5600
#16		<b>SOUTHERN MISS</b> GOLDEN EAGLES		<b>44-14</b>	19	75	+114	+5200

TOP 16 REGIONAL HOSTS | PITCHING & HITTING RANKS ARE BY TEAM SIERA & TEAM WRC+

ODDS CURRENT AS OF 5/27/2025



# THE POSTSEASON ALMANAC | THE FIELD OF 64

SEED	TEAM NAME	RECORD	RPI	SEED	TEAM NAME	RECORD	RPI
1	#1 VANDERBILT	42-16	1	1	#16 SOUTHERN MISS	44-14	19
2	LOUISVILLE	35-21	32	2	ALABAMA	41-16	13
3	ETSU	41-15	36	3	MIAMI	31-24	41
4	WRIGHT STATE	38-19	98	4	COLUMBIA	29-17	61
1	#2 TEXAS	42-12	4	1	#15 UCLA	42-16	15
2	UTSA	44-13	25	2	UC IRVINE	41-15	23
3	KANSAS STATE	31-24	37	3	ARIZONA STATE	35-22	49
4	HOUSTON CHRISTIAN	32-23	91	4	FRESNO STATE	31-27	102
1	#3 ARKANSAS	43-13	5	1	#14 TENNESSEE	43-16	11
2	KANSAS	43-15	24	2	WAKE FOREST	36-20	30
3	CREIGHTON	41-14	46	3	CINCINNATI	32-24	33
4	NORTH DAKOTA ST	20-32	140	4	MIAMI OHIO	35-21	80
1	#4 AUBURN	38-18	3	1	#13 COASTAL CAR.	48-11	8
2	NC STATE	33-19	34	2	FLORIDA	38-20	17
3	STETSON	40-20	63	3	EAST CAROLINA	33-25	66
4	CENTRAL CONN.	31-15	183	4	FAIRFIELD	39-17	74
1	#5 NORTH CAROLINA	42-12	6	1	#12 OREGON	42-14	16
2	OKLAHOMA	35-20	26	2	ARIZONA	39-18	27
3	NEBRASKA	32-27	51	3	CAL POLY	41-17	29
4	HOLY CROSS	31-25	142	4	UTAH VALLEY	28-27	171
1	#6 LSU	43-14	10	1	#11 CLEMSON	44-16	9
2	DALLAS BAPTIST	40-16	20	2	WEST VIRGINIA	41-14	28
3	RHODE ISLAND	38-20	68	3	KENTUCKY	29-24	38
4	LITTLE ROCK	24-32	243	4	USC UPSTATE	36-23	87
1	#7 GEORGIA	42-15	2	1	#10 OLE MISS	40-19	12
2	DUKE	37-19	31	2	GEORGIA TECH	40-17	21
3	OKLAHOMA STATE	28-23	44	3	WESTERN KENTUCKY	46-12	41
4	BINGHAMTON	29-24	163	4	MURRAY STATE	38-13	88
1	#8 OREGON STATE	41-12-1	7	1	#9 FLORIDA STATE	38-14	14
2	TCU	39-18	18	2	NORTHEASTERN	48-9	22
3	SOUTHERN CAL	35-21	45	3	MISSISSIPPI STATE	34-21	35
4	SAINT MARY'S (CA)	35-24	90	4	BETHUNE-COOKMAN	37-21	198



# NASHVILLE

## Regional

1

Odds to win Regional via Circa Sports

1 VANDERBILT	-270	2 LOUISVILLE	+485
4 WRIGHT STATE	+4500	3 ETSU	+530



## VANDERBILT COMMODORES

RPI 1 SOS 2

**RECORD** 42-16  
in LAST 10 8-2  
vs QUAD 1 18-13  
at HOME 28-5

**ODDS TO WIN**  
via Circa Sports  
**REGIONAL** -270  
**CWS** +925

**PROB. TO ADV.**  
via CBI Projections  
**69.1%**

ERA	xFIP	SIERA	xERA	FLD %	BAVG	OPS	wOBA	wRC+	HR's
3.76	4.37	2.70	6.07	98.45	.270	0.808	.389	128	62
9	1	1	11	5	203	177	72	75	116



## LOUISVILLE CARDINALS

RPI 32 SOS 28

**RECORD** 35-21  
in LAST 10 3-7  
vs QUAD 1 12-14  
on ROAD 6-12

**ODDS TO WIN**  
via Circa Sports  
**REGIONAL** +485  
**CWS** +12500

**PROB. TO ADV.**  
via CBI Projections  
**13.7%**

ERA	xFIP	SIERA	xERA	FLD %	BAVG	OPS	wOBA	wRC+	HR's
5.72	6.04	4.40	7.98	97.77	.306	.906	.384	128	72
122	167	134	155	72	34	43	92	74	70



## ETSU BUCCANEERS

RPI 36 SOS 94

**RECORD** 41-15  
in LAST 10 7-3  
vs QUAD 1 1-2  
on ROAD 13-7

**ODDS TO WIN**  
via Circa Sports  
**REGIONAL** +530  
**CWS** +18500

**PROB. TO ADV.**  
via CBI Projections  
**15.1%**

ERA	xFIP	SIERA	xERA	FLD %	BAVG	OPS	wOBA	wRC+	HR's
4.44	5.49	3.94	6.75	97.46	.313	.984	.415	148	116
29	69	64	36	119	16	4	15	18	4



## WRIGHT ST. RAIDERS

RPI 98 SOS 258

**RECORD** 38-19  
in LAST 10 7-3  
vs QUAD 1 2-10  
on ROAD 13-15

**ODDS TO WIN**  
via Circa Sports  
**REGIONAL** +4500  
**CWS** +150000

**PROB. TO ADV.**  
via CBI Projections  
**2.1%**

ERA	xFIP	SIERA	xERA	FLD %	BAVG	OPS	wOBA	wRC+	HR's
6.31	5.92	4.39	7.87	97.60	.305	.942	.396	142	88
168	145	131	141	91	35	22	55	32	25



16

# HATTIESBURG

*Regional*

Odds to win Regional via Circa Sports

1 SOUTHERN MISS	-265	2 ALABAMA	+150
4 COLUMBIA	+1575	3 MIAMI	+525



## SOUTHERN MISS

### GOLDEN EAGLES

RPI 19 SOS 75

RECORD  
in LAST 10  
vs QUAD 1  
at HOME

44-14  
9-1  
7-5  
25-5

ODDS TO WIN  
via Circa Sports

REGIONAL +114  
CWS +5200

PROB. TO ADV.  
via CBI Projections

42.9%

ERA	xFIP	SIERA	xERA	FLD %	BAVG	OPS	wOBA	wRC+	HR's
3.91	5.08	3.49	6.38	97.42	.308	.921	.422	152	95
11	24	23	15	122	27	32	7	11	18



## ALABAMA

### CRIMSON TIDE

RPI 13 SOS 27

RECORD  
in LAST 10  
vs QUAD 1  
on ROAD

41-16  
5-5  
15-12  
11-8

ODDS TO WIN  
via Circa Sports

REGIONAL +150  
CWS +5200

PROB. TO ADV.  
via CBI Projections

28.0%

ERA	xFIP	SIERA	xERA	FLD %	BAVG	OPS	wOBA	wRC+	HR's
5.11	5.14	3.67	7.27	98.00	.281	.884	.397	134	87
80	28	32	76	37	138	59	50	49	29



## MIAMI

### HURRICANES

RPI 41 SOS 8

RECORD  
in LAST 10  
vs QUAD 1  
on ROAD

31-24  
5-5  
8-10  
7-14

ODDS TO WIN  
via Circa Sports

REGIONAL +525  
CWS +20000

PROB. TO ADV.  
via CBI Projections

23.9%

ERA	xFIP	SIERA	xERA	FLD %	BAVG	OPS	wOBA	wRC+	HR's
.503	5.44	3.72	6.82	97.56	.273	.807	.358	107	68
75	62	37	42	99	188	180	186	185	84



## COLUMBIA

### LIONS

RPI 61 SOS 179

RECORD  
in LAST 10  
vs QUAD 1  
on ROAD

29-17  
9-1  
1-9  
14-16

ODDS TO WIN  
via Circa Sports

REGIONAL +1575  
CWS +80000

PROB. TO ADV.  
via CBI Projections

5.2%

ERA	xFIP	SIERA	xERA	FLD %	BAVG	OPS	wOBA	wRC+	HR's
6.57	6.39	4.81	8.49	96.87	.290	.907	.390	115	74
187	238	222	205	212	82	41	68	146	61

# AUSTIN

## Regional

2

Odds to win Regional via Circa Sports

1 TEXAS	-265	2 UTSA	+330
4 HOU. CHRISTIAN	+5100	3 KANSAS STATE	+925



### TEXAS LONGHORNS

RPI 4 SOS 24

**RECORD** 42-12  
in LAST 10 4-6  
vs QUAD 1 17-11  
at HOME 26-5

**ODDS TO WIN**  
via Circa Sports  
**REGIONAL** -265  
**CWS** +950

**PROB. TO ADV.**  
via CBI Projections  
**62.0%**

ERA	xFIP	SIERA	xERA	FLD %	BAVG	OPS	wOBA	wRC+	HR's
3.56	5.35	3.52	5.72	98.23	.274	.863	.399	130	79
5	52	25	2	17	178	82	41	65	45



### UTSA ROADRUNNERS

RPI 25 SOS 122

**RECORD** 44-13  
in LAST 10 7-3  
vs QUAD 1 3-3  
on ROAD 17-9

**ODDS TO WIN**  
via Circa Sports  
**REGIONAL** +330  
**CWS** +14000

**PROB. TO ADV.**  
via CBI Projections  
**14.1%**

ERA	xFIP	SIERA	xERA	FLD %	BAVG	OPS	wOBA	wRC+	HR's
4.98	4.89	3.76	7.33	97.73	.318	.916	.414	152	63
72	13	43	81	76	10	36	18	12	109



### KANSAS ST. WILDCATS

RPI 37 SOS 31

**RECORD** 31-24  
in LAST 10 5-5  
vs QUAD 1 5-17  
on ROAD 7-18

**ODDS TO WIN**  
via Circa Sports  
**REGIONAL** +925  
**CWS** +25000

**PROB. TO ADV.**  
via CBI Projections  
**21.1%**

ERA	xFIP	SIERA	xERA	FLD %	BAVG	OPS	wOBA	wRC+	HR's
5.72	5.63	3.94	7.54	96.93	.280	.880	.386	124	92
123	92	63	100	206	141	63	79	93	22



### HOU. CHRISTIAN HUSKIES

RPI 91 SOS 147

**RECORD** 32-23  
in LAST 10 7-3  
vs QUAD 1 2-7  
on ROAD 11-16

**ODDS TO WIN**  
via Circa Sports  
**REGIONAL** +5100  
**CWS** +80000

**PROB. TO ADV.**  
via CBI Projections  
**2.9%**

ERA	xFIP	SIERA	xERA	FLD %	BAVG	OPS	wOBA	wRC+	HR's
5.44	5.59	4.30	7.70	96.75	.276	.758	.348	99	28
102	89	115	123	228	169	251	231	222	279



Odds to win Regional via Circa Sports

1 UCLA	+114	2 UC IRVINE	+209
4 FRESNO STATE	+1400	3 ARIZONA STATE	+340

**UCLA**  
BRUINS

RPI 15 SOS 18

**RECORD** 42-16  
 in LAST 10 8-2  
 vs QUAD 1 3-7  
 at HOME 26-7

**ODDS TO WIN**  
 via Circa Sports

**REGIONAL** +113  
**CWS** +5600

**PROB. TO ADV.**  
 via CBI Projections
**41.0%**

ERA	xFIP	SIERA	xERA	FLD %	BAVG	OPS	wOBA	wRC+	HR's
4.54	5.74	4.16	6.81	98.34	.291	.877	.405	145	72
35	118	89	41	8	79	66	31	26	70

**UC IRVINE**  
ANTEATERS

RPI 23 SOS 65

**RECORD** 41-15  
 in LAST 10 6-4  
 vs QUAD 1 7-6  
 on ROAD 20-5

**ODDS TO WIN**  
 via Circa Sports

**REGIONAL** +209  
**CWS** +10000

**PROB. TO ADV.**  
 via CBI Projections
**24.5%**

ERA	xFIP	SIERA	xERA	FLD %	BAVG	OPS	wOBA	wRC+	HR's
4.90	5.33	3.76	7.07	97.80	.304	.902	.424	154	62
62	47	42	59	64	38	47	5	9	116

**ARIZONA ST.**  
SUN DEVILS

RPI 49 SOS 50

**RECORD** 35-22  
 in LAST 10 5-5  
 vs QUAD 1 6-9  
 on ROAD 9-1

**ODDS TO WIN**  
 via Circa Sports

**REGIONAL** +340  
**CWS** +12500

**PROB. TO ADV.**  
 via CBI Projections
**31.6%**

ERA	xFIP	SIERA	xERA	FLD %	BAVG	OPS	wOBA	wRC+	HR's
5.27	4.80	3.31	7.24	98.17	.316	.932	.385	129	81
90	9	11	74	21	11	28	86	68	38

**FRESNO ST.**  
BULLDOGS

RPI 102 SOS 89

**RECORD** 31-27  
 in LAST 10 5-5  
 vs QUAD 1 0-4  
 on ROAD 10-17

**ODDS TO WIN**  
 via Circa Sports

**REGIONAL** +1400  
**CWS** +80000

**PROB. TO ADV.**  
 via CBI Projections
**2.9%**

ERA	xFIP	SIERA	xERA	FLD %	BAVG	OPS	wOBA	wRC+	HR's
5.21	5.06	3.74	7.63	98.12	.300	.850	.385	129	64
85	23	39	114	23	54	100	82	69	101

# FAYETTEVILLE

Regional

3

Odds to win Regional via Circa Sports

1 ARKANSAS	-470	2 KANSAS	+500
4 NO. DAKOTA ST.	140/1	3 CREIGHTON	+1200



## ARKANSAS RAZORBACKS

RPI 5 SOS 13

**RECORD** 43-13  
in LAST 10 6-4  
vs QUAD 1 14-10  
at HOME 32-4

**ODDS TO WIN**  
via Circa Sports  
**REGIONAL** -470  
**CWS** +450

**PROB. TO ADV.**  
via CBI Projections  
**66.9%**

ERA	xFIP	SIERA	xERA	FLD %	BAVG	OPS	wOBA	wRC+	HR's
4.06	4.38	2.81	6.40	98.39	.313	.979	.440	158	110
16	2	3	18	7	15	5	2	5	7



## KANSAS JAYHAWKS

RPI 24 SOS 86

**RECORD** 43-15  
in LAST 10 7-3  
vs QUAD 1 5-7  
on ROAD 20-7

**ODDS TO WIN**  
via Circa Sports  
**REGIONAL** +500  
**CWS** +9000

**PROB. TO ADV.**  
via CBI Projections  
**13.9%**

ERA	xFIP	SIERA	xERA	FLD %	BAVG	OPS	wOBA	wRC+	HR's
5.00	5.70	4.20	7.13	97.87	.290	.917	.398	148	100
73	107	94	65	54	85	35	43	19	11



## CREIGHTON BLUEJAYS

RPI 46 SOS 181

**RECORD** 41-14  
in LAST 10 9-1  
vs QUAD 1 3-0  
on ROAD 20-8

**ODDS TO WIN**  
via Circa Sports  
**REGIONAL** +1200  
**CWS** +32500

**PROB. TO ADV.**  
via CBI Projections  
**19.0%**

ERA	xFIP	SIERA	xERA	FLD %	BAVG	OPS	wOBA	wRC+	HR's
4.00	5.71	4.12	6.49	97.10	.283	.830	.400	134	47
15	109	84	22	177	126	138	37	50	193



## NO. DAKOTA ST. BISON

RPI 140 SOS 77

**RECORD** 20-32  
in LAST 10 5-5  
vs QUAD 1 2-13  
on ROAD 10-26

**ODDS TO WIN**  
via Circa Sports  
**REGIONAL** +14000  
**CWS** 5000/1

**PROB. TO ADV.**  
via CBI Projections  
**0.3%**

ERA	xFIP	SIERA	xERA	FLD %	BAVG	OPS	wOBA	wRC+	HR's
6.05	5.75	4.55	7.62	97.75	.255	.721	.338	92	30
150	121	159	111	73	277	287	256	251	273



1 TENNESSEE	-280	2 WAKE FOREST	+425
4 MIAMI OHIO	+3700	3 CINCINNATI	+685



## TENNESSEE VOLUNTEERS

RPI 11 SOS 15

**RECORD** 43-16  
in LAST 10 5-5  
vs QUAD 1 14-11  
at HOME 29-9

**ODDS TO WIN**  
via Circa Sports  
**REGIONAL** -280  
**CWS** +1200

**PROB. TO ADV.**  
via CBI Projections  
**62.0%**

ERA	xFIP	SIERA	xERA	FLD %	BAVG	OPS	wOBA	wRC+	HR's
3.90	4.39	2.79	6.34	97.16	.307	.974	.425	158	122
10	3	2	13	166	32	7	4	4	3



## WAKE FOREST DEMON DEACONS

RPI 30 SOS 32

**RECORD** 36-20  
in LAST 10 6-4  
vs QUAD 1 9-8  
on ROAD 10-11

**ODDS TO WIN**  
via Circa Sports  
**REGIONAL** +425  
**CWS** +14000

**PROB. TO ADV.**  
via CBI Projections  
**21.4%**

ERA	xFIP	SIERA	xERA	FLD %	BAVG	OPS	wOBA	wRC+	HR's
4.76	5.36	3.62	6.44	97.24	.310	.966	.416	148	100
49	54	31	20	153	23	8	14	20	11



## CINCINNATI BEARCATS

RPI 33 SOS 22

**RECORD** 32-24  
in LAST 10 6-4  
vs QUAD 1 6-11  
on ROAD 13-16

**ODDS TO WIN**  
via Circa Sports  
**REGIONAL** +685  
**CWS** +22500

**PROB. TO ADV.**  
via CBI Projections  
**12.4%**

ERA	xFIP	SIERA	xERA	FLD %	BAVG	OPS	wOBA	wRC+	HR's
5.44	5.34	3.95	7.60	98.29	.286	.858	.376	126	70
101	49	66	109	12	110	88	114	87	79



## MIAMI (OH) REDHAWKS

RPI 80 SOS 141

**RECORD** 35-21  
in LAST 10 9-1  
vs QUAD 1 2-5  
on ROAD 16-14

**ODDS TO WIN**  
via Circa Sports  
**REGIONAL** +3700  
**CWS** 2000/1

**PROB. TO ADV.**  
via CBI Projections  
**4.3%**

ERA	xFIP	SIERA	xERA	FLD %	BAVG	OPS	wOBA	wRC+	HR's
6.34	5.58	4.31	7.55	97.87	.299	.920	.396	141	75
171	86	119	102	56	57	33	53	34	58

# AUBURN

## Regional

4

Odds to win Regional via Circa Sports

1 AUBURN	-175	2 NC STATE	+235
4 CENT. CONN.	+7200	3 STETSON	+655



## AUBURN TIGERS

RPI 3 SOS 1

**RECORD** 38-18  
in LAST 10 6-4  
vs QUAD 1 16-12  
at HOME 25-6

**ODDS TO WIN**  
via Circa Sports

**REGIONAL** -175  
**CWS** +2500

**PROB. TO ADV.**  
via CBI Projections

**48.3%**

ERA	xFIP	SIERA	xERA	FLD %	BAVG	OPS	wOBA	wRC+	HR's
4.76	4.95	3.27	6.57	98.31	.301	.905	.400	134	81
50	17	8	26	10	46	44	36	51	38



## NC STATE WOLFPACK

RPI 34 SOS 30

**RECORD** 33-19  
in LAST 10 3-7  
vs QUAD 1 7-9  
on ROAD 10-6

**ODDS TO WIN**  
via Circa Sports

**REGIONAL** +235  
**CWS** +9000

**PROB. TO ADV.**  
via CBI Projections

**32.0%**

ERA	xFIP	SIERA	xERA	FLD %	BAVG	OPS	wOBA	wRC+	HR's
4.89	4.91	3.48	7.44	97.78	.287	.855	.385	112	56
60	14	21	94	71	105	94	87	159	148



## STETSON HATTERS

RPI 63 SOS 105

**RECORD** 40-20  
in LAST 10 7-3  
vs QUAD 1 2-6  
on ROAD 14-10

**ODDS TO WIN**  
via Circa Sports

**REGIONAL** +655  
**CWS** +50000

**PROB. TO ADV.**  
via CBI Projections

**19.7%**

ERA	xFIP	SIERA	xERA	FLD %	BAVG	OPS	wOBA	wRC+	HR's
4.22	5.52	4.06	6.63	98.00	.279	.772	.350	109	43
18	77	74	30	36	150	232	217	171	211



## CENT. CONN. BLUE DEVILS

RPI 183 SOS 293

**RECORD** 31-15  
in LAST 10 6-4  
vs QUAD 1 0-1  
on ROAD 13-9

**ODDS TO WIN**  
via Circa Sports

**REGIONAL** +7200  
**CWS** 2500/1

**PROB. TO ADV.**  
via CBI Projections

**<0.1%**

ERA	xFIP	SIERA	xERA	FLD %	BAVG	OPS	wOBA	wRC+	HR's
5.27	5.71	4.46	7.64	97.44	.330	.939	.406	122	36
89	108	139	115	121	3	24	28	106	250



1 COASTAL CAR.	+114	2 FLORIDA	-105
4 FAIRFIELD	+4000	3 EAST CAROLINA	+1200



### COASTAL CAR. CHANTICLEERS

RPI 8 SOS 78

RECORD  
in LAST 10  
vs QUAD 1  
at HOME

48-11  
10-0  
5-5  
24-3

ODDS TO WIN  
via Circa Sports

REGIONAL +114  
CWS +3800

PROB. TO ADV.  
via CBI Projections

42.1%

ERA	xFIP	SIERA	xERA	FLD %	BAVG	OPS	wOBA	wRC+	HR's
3.24	5.04	3.37	5.77	97.81	.288	.854	.353	115	56
2	22	14	3	62	101	96	205	144	148



### FLORIDA GATORS

RPI 17 SOS 4

RECORD  
in LAST 10  
vs QUAD 1  
on ROAD

38-20  
6-4  
11-17  
11-8

ODDS TO WIN  
via Circa Sports

REGIONAL -105  
CWS +2800

PROB. TO ADV.  
via CBI Projections

37.1%

ERA	xFIP	SIERA	xERA	FLD %	BAVG	OPS	wOBA	wRC+	HR's
4.84	4.59	3.12	7.02	97.60	.295	.907	.402	138	88
56	6	7	56	92	65	40	35	38	25



### EAST CAROLINA PIRATES

RPI 66 SOS 55

RECORD  
in LAST 10  
vs QUAD 1  
on ROAD

33-25  
6-4  
2-8  
12-10

ODDS TO WIN  
via Circa Sports

REGIONAL +1200  
CWS +60000

PROB. TO ADV.  
via CBI Projections

11.8%

ERA	xFIP	SIERA	xERA	FLD %	BAVG	OPS	wOBA	wRC+	HR's
5.04	5.23	3.76	6.81	97.69	.276	.815	.376	121	68
76	36	41	40	81	171	165	112	113	84



### FAIRFIELD STAGS

RPI 74 SOS 193

RECORD  
in LAST 10  
vs QUAD 1  
on ROAD

39-17  
6-4  
0-0  
22-11

ODDS TO WIN  
via Circa Sports

REGIONAL +4000  
CWS 2000/1

PROB. TO ADV.  
via CBI Projections

9.1%

ERA	xFIP	SIERA	xERA	FLD %	BAVG	OPS	wOBA	wRC+	HR's
4.86	5.87	4.48	7.22	97.88	.296	.880	.380	132	65
58	138	145	72	52	64	62	104	57	96

# CHAPEL HILL

## Regional

5

Odds to win Regional via Circa Sports

1 NO. CAROLINA	-315	2 OKLAHOMA	+380
4 HOLY CROSS	100/1	3 NEBRASKA	+920



### NO. CAROLINA TAR HEELS

RPI 6 SOS 33

**RECORD** 42-12  
in LAST 10 8-2  
vs QUAD 1 10-5  
at HOME 25-6

**ODDS TO WIN**  
via Circa Sports  
**REGIONAL** -315  
**CWS** +1000

**PROB. TO ADV.**  
via CBI Projections  
**61.1%**

ERA	xFIP	SIERA	xERA	FLD %	BAVG	OPS	wOBA	wRC+	HR's
3.42	4.93	3.55	6.02	97.93	.286	.869	.388	127	73
4	16	26	9	43	109	75	74	79	65



### OKLAHOMA SOONERS

RPI 26 SOS 21

**RECORD** 35-20  
in LAST 10 3-7  
vs QUAD 1 11-17  
on ROAD 9-9

**ODDS TO WIN**  
via Circa Sports  
**REGIONAL** +380  
**CWS** +6500

**PROB. TO ADV.**  
via CBI Projections  
**19.8%**

ERA	xFIP	SIERA	xERA	FLD %	BAVG	OPS	wOBA	wRC+	HR's
4.44	5.04	3.33	6.56	97.47	.271	.823	.371	112	59
28	21	13	25	117	201	146	131	161	131



### NEBRASKA CORNHUSKERS

RPI 51 SOS 34

**RECORD** 32-27  
in LAST 10 8-2  
vs QUAD 1 8-11  
on ROAD 11-14

**ODDS TO WIN**  
via Circa Sports  
**REGIONAL** +920  
**CWS** +35000

**PROB. TO ADV.**  
via CBI Projections  
**17.9%**

ERA	xFIP	SIERA	xERA	FLD %	BAVG	OPS	wOBA	wRC+	HR's
4.98	5.63	4.18	7.38	98.23	.278	.803	.374	128	60
71	93	90	87	16	154	187	119	73	123



### HOLY CROSS CRUSADERS

RPI 142 SOS 201

**RECORD** 31-25  
in LAST 10 6-4  
vs QUAD 1 1-2  
on ROAD 16-17

**ODDS TO WIN**  
via Circa Sports  
**REGIONAL** +10000  
**CWS** 2500/1

**PROB. TO ADV.**  
via CBI Projections  
**1.3%**

ERA	xFIP	SIERA	xERA	FLD %	BAVG	OPS	wOBA	wRC+	HR's
5.93	6.17	4.57	7.49	96.53	.285	.828	.376	123	33
142	199	165	97	250	118	142	117	99	265



1 OREGON	-155	2 ARIZONA	+240
4 UTAH VALLEY	+5400	3 CAL POLY	+500

**OREGON**  
DUCKS

RPI 16 SOS 23

RECORD 42-14  
in LAST 10 9-1  
vs QUAD 1 9-1  
at HOME 28-8ODDS TO WIN  
via Circa Sports  
REGIONAL -155  
CWS +3000PROB. TO ADV.  
via CBI Projections  
**45.4%**

ERA	xFIP	SIERA	xERA	FLD %	BAVG	OPS	wOBA	wRC+	HR's
3.97	5.34	3.82	5.79	97.90	.294	.935	.418	147	107
14	51	47	4	49	72	26	11	21	9

**ARIZONA**  
WILDCATS

RPI 27 SOS 61

RECORD 39-18  
in LAST 10 6-4  
vs QUAD 1 12-8  
on ROAD 10-8ODDS TO WIN  
via Circa Sports  
REGIONAL +240  
CWS +7000PROB. TO ADV.  
via CBI Projections  
**25.8%**

ERA	xFIP	SIERA	xERA	FLD %	BAVG	OPS	wOBA	wRC+	HR's
4.73	5.02	3.49	6.75	97.89	.282	.848	.363	117	59
47	20	22	35	50	129	104	167	131	131

**CAL POLY**  
MUSTANGS

RPI 29 SOS 82

RECORD 41-17  
in LAST 10 8-2  
vs QUAD 1 4-1  
on ROAD 18-9ODDS TO WIN  
via Circa Sports  
REGIONAL +500  
CWS +25000PROB. TO ADV.  
via CBI Projections  
**28.7%**

ERA	xFIP	SIERA	xERA	FLD %	BAVG	OPS	wOBA	wRC+	HR's
4.82	5.55	4.25	7.02	98.19	.319	.863	.410	147	54
53	81	108	53	19	7	81	23	22	157

**UTAH VALLEY**  
WOLVERINES

RPI 171 SOS 240

RECORD 28-27  
in LAST 10 5-5  
vs QUAD 1 0-1  
on ROAD 16-17ODDS TO WIN  
via Circa Sports  
REGIONAL +5400  
CWS 2500/1PROB. TO ADV.  
via CBI Projections  
**0.1%**

ERA	xFIP	SIERA	xERA	FLD %	BAVG	OPS	wOBA	wRC+	HR's
6.44	5.86	4.34	8.20	96.81	.301	.906	.390	128	71
180	136	125	183	220	45	42	71	71	75

# BATON ROUGE

Regional

6

Odds to win Regional via Circa Sports

1 LSU	-465	2 DALLAS BAPTIST	+380
4 LITTLE ROCK	125/1	3 RHODE ISLAND	+2700



## LSU TIGERS

RPI 10 SOS 46

**RECORD** 43-14  
in LAST 10 6-4  
vs QUAD 1 13-11  
at HOME 30-5

**ODDS TO WIN**  
via Circa Sports  
**REGIONAL** -465  
**CWS** +500

**PROB. TO ADV.**  
via CBI Projections

**64.2%**

ERA	xFIP	SIERA	xERA	FLD %	BAVG	OPS	wOBA	wRC+	HR's
3.72	4.56	2.94	5.93	98.29	.300	.925	.413	143	87
7	5	5	8	13	52	29	29	28	29



## DALLAS BAPT. PATRIOTS

RPI 20 SOS 43

**RECORD** 40-16  
in LAST 10 7-3  
vs QUAD 1 7-4  
on ROAD 15-7

**ODDS TO WIN**  
via Circa Sports  
**REGIONAL** +380  
**CWS** +6000

**PROB. TO ADV.**  
via CBI Projections

**26.6%**

ERA	xFIP	SIERA	xERA	FLD %	BAVG	OPS	wOBA	wRC+	HR's
4.97	5.15	3.43	6.93	98.49	.304	.953	.415	146	97
69	30	18	49	3	37	12	16	24	16



## RHODE ISLAND RAMS

RPI 68 SOS 168

**RECORD** 38-20  
in LAST 10 8-2  
vs QUAD 1 1-4  
on ROAD 20-14

**ODDS TO WIN**  
via Circa Sports  
**REGIONAL** +2700  
**CWS** +80000

**PROB. TO ADV.**  
via CBI Projections

**9.3%**

ERA	xFIP	SIERA	xERA	FLD %	BAVG	OPS	wOBA	wRC+	HR's
6.20	6.37	4.66	7.46	97.70	.308	.943	.408	157	85
159	235	182	95	79	26	20	26	6	34



## LITTLE ROCK TROJANS

RPI 243 SOS 246

**RECORD** 24-32  
in LAST 10 6-4  
vs QUAD 1 1-2  
on ROAD 8-15

**ODDS TO WIN**  
via Circa Sports  
**REGIONAL** +12500  
**CWS** 5000/1

**PROB. TO ADV.**  
via CBI Projections

**<0.1%**

ERA	xFIP	SIERA	xERA	FLD %	BAVG	OPS	wOBA	wRC+	HR's
6.33	6.02	4.55	8.07	97.18	.271	.763	.350	106	46
170	165	158	170	164	199	243	226	189	198



# CLEMSON

## Regional

1 CLEMSON	-125	2 WEST VIRGINIA	+375
4 USC UPSTATE	+888	3 KENTUCKY	+355



## CLEMSON TIGERS

RPI 9 SOS 17

**RECORD** 44-16  
in LAST 10 7-3  
vs QUAD 1 10-10  
at HOME 26-7

**ODDS TO WIN**  
via Circa Sports  
**REGIONAL** -125  
**CWS** +3300

**PROB. TO ADV.**  
via CBI Projections  
**40.7%**

ERA	xFIP	SIERA	xERA	FLD %	BAVG	OPS	wOBA	wRC+	HR's
4.95	5.24	3.62	7.14	97.56	.278	.859	.384	138	71
68	37	30	66	97	155	86	91	37	74



## WEST VIRGINIA MOUNTAINEERS

RPI 28 SOS 125

**RECORD** 41-14  
in LAST 10 3-7  
vs QUAD 1 5-8  
on ROAD 23-5

**ODDS TO WIN**  
via Circa Sports  
**REGIONAL** +375  
**CWS** +12500

**PROB. TO ADV.**  
via CBI Projections  
**21.1%**

ERA	xFIP	SIERA	xERA	FLD %	BAVG	OPS	wOBA	wRC+	HR's
4.28	5.50	3.86	6.66	97.50	.300	.858	.384	126	54
21	71	53	32	110	49	87	90	86	157



## KENTUCKY WILDCATS

RPI 38 SOS 9

**RECORD** 29-24  
in LAST 10 4-6  
vs QUAD 1 8-19  
on ROAD 10-13

**ODDS TO WIN**  
via Circa Sports  
**REGIONAL** +355  
**CWS** +15000

**PROB. TO ADV.**  
via CBI Projections  
**32.9%**

ERA	xFIP	SIERA	xERA	FLD %	BAVG	OPS	wOBA	wRC+	HR's
4.51	5.20	3.73	6.66	98.02	.268	.819	.383	118	52
33	34	38	31	33	222	157	94	126	171



## USC UPSTATE SPARTANS

RPI 87 SOS 101

**RECORD** 36-23  
in LAST 10 9-1  
vs QUAD 1 1-1  
on ROAD 14-9

**ODDS TO WIN**  
via Circa Sports  
**REGIONAL** +888  
**CWS** +60000

**PROB. TO ADV.**  
via CBI Projections  
**5.3%**

ERA	xFIP	SIERA	xERA	FLD %	BAVG	OPS	wOBA	wRC+	HR's
5.40	5.49	4.15	7.85	96.86	.318	.953	.408	157	99
98	70	87	140	215	8	13	24	7	14

# ATHENS

## Regional

7

Odds to win Regional via Circa Sports

1 GEORGIA	-277	2 DUKE	+375
4 BINGHAMTON	+8000	3 OKLAHOMA STATE	+750



### GEORGIA BULLDOGS

RPI 2 SOS 7

**RECORD** 42-15  
in LAST 10 6-4  
vs QUAD 1 11-11  
at HOME 29-4

**ODDS TO WIN**  
via Circa Sports  
**REGIONAL** -277  
**CWS** +1400

**PROB. TO ADV.**  
via CBI Projections  
**43.0%**

ERA	xFIP	SIERA	xERA	FLD %	BAVG	OPS	wOBA	wRC+	HR's
4.83	5.12	3.38	6.76	98.53	.286	.966	.417	150	133
55	26	15	38	2	111	9	12	16	1



### DUKE BLUE DEVILS

RPI 31 SOS 41

**RECORD** 37-19  
in LAST 10 6-4  
vs QUAD 1 5-11  
on ROAD 7-9

**ODDS TO WIN**  
via Circa Sports  
**REGIONAL** +375  
**CWS** +6500

**PROB. TO ADV.**  
via CBI Projections  
**27.6%**

ERA	xFIP	SIERA	xERA	FLD %	BAVG	OPS	wOBA	wRC+	HR's
4.91	5.37	3.60	6.98	97.99	.289	.942	.423	159	99
64	58	29	51	38	95	21	6	3	14



### OKLAHOMA ST. COWBOYS

RPI 44 SOS 10

**RECORD** 28-23  
in LAST 10 8-2  
vs QUAD 1 5-12  
on ROAD 5-12

**ODDS TO WIN**  
via Circa Sports  
**REGIONAL** +750  
**CWS** +15000

**PROB. TO ADV.**  
via CBI Projections  
**29.2%**

ERA	xFIP	SIERA	xERA	FLD %	BAVG	OPS	wOBA	wRC+	HR's
4.33	4.92	3.51	6.84	97.33	.254	.819	.353	97	82
24	15	24	44	131	279	159	204	233	36



### BINGHAMTON BEARCATS

RPI 163 SOS 255

**RECORD** 29-24  
in LAST 10 7-3  
vs QUAD 1 0-2  
on ROAD 11-17

**ODDS TO WIN**  
via Circa Sports  
**REGIONAL** +8000  
**CWS** 5000/1

**PROB. TO ADV.**  
via CBI Projections  
**0.2%**

ERA	xFIP	SIERA	xERA	FLD %	BAVG	OPS	wOBA	wRC+	HR's
6.46	6.00	4.72	8.34	98.06	.294	.879	.394	127	70
181	161	196	191	28	74	64	58	81	79



1 OLE MISS	-103	2 GEORGIA TECH	+155
4 MURRAY STATE	+2200	3 WESTERN KY	+595



### OLE MISS REBELS

RPI 12 SOS 6

RECORD  
in LAST 10  
vs QUAD 1  
at HOME

40-19  
6-4  
19-15  
25-8

ODDS TO WIN  
via Circa Sports

REGIONAL -103  
CWS +3600

PROB. TO ADV.  
via CBI Projections

46.2%

ERA	xFIP	SIERA	xERA	FLD %	BAVG	OPS	wOBA	wRC+	HR's
4.47	4.84	3.28	6.76	97.29	.282	.903	.397	142	105
31	11	9	39	140	130	45	48	31	10



### GEORGIA TECH YELLOW JACKETS

RPI 21 SOS 40

RECORD  
in LAST 10  
vs QUAD 1  
on ROAD

40-17  
7-3  
12-11  
13-6

ODDS TO WIN  
via Circa Sports

REGIONAL +155  
CWS +4500

PROB. TO ADV.  
via CBI Projections

24.5%

ERA	xFIP	SIERA	xERA	FLD %	BAVG	OPS	wOBA	wRC+	HR's
4.66	5.50	3.86	7.13	97.38	.315	.954	.390	133	86
42	75	52	64	125	14	11	70	53	33



### WESTERN KY. HILLTOPPERS

RPI 41 SOS 216

RECORD  
in LAST 10  
vs QUAD 1  
on ROAD

46-12  
8-2  
3-5  
12-9

ODDS TO WIN  
via Circa Sports

REGIONAL +595  
CWS +25000

PROB. TO ADV.  
via CBI Projections

25.6%

ERA	xFIP	SIERA	xERA	FLD %	BAVG	OPS	wOBA	wRC+	HR's
3.35	5.18	3.70	5.90	97.44	.311	.919	.416	151	70
3	33	35	6	120	19	34	13	15	79



### MURRAY ST. RACERS

RPI 88 SOS 263

RECORD  
in LAST 10  
vs QUAD 1  
on ROAD

38-13  
8-2  
1-1  
14-6

ODDS TO WIN  
via Circa Sports

REGIONAL +2200  
CWS +80000

PROB. TO ADV.  
via CBI Projections

3.7%

ERA	xFIP	SIERA	xERA	FLD %	BAVG	OPS	wOBA	wRC+	HR's
4.63	5.53	4.33	7.21	97.88	.303	.925	.413	137	64
39	78	122	70	51	41	30	21	41	101

# CORVALLIS

## Regional

8

Odds to win Regional via Circa Sports

1 OREGON STATE	-148	2 TCU	+191
4 SAINT MARY'S	+2500	3 SOUTHERN CAL	+825



### OREGON STATE BEAVERS

RPI 7 SOS 44

#### RECORD

in LAST 10  
vs QUAD 1  
at HOME

41-12-1

9-0-1  
11-11  
17-2

#### ODDS TO WIN via Circa Sports

REGIONAL -148  
CWS +3500

#### PROB. TO ADV. via CBI Projections

41.3%

ERA	xFIP	SIERA	xERA	FLD %	BAVG	OPS	wOBA	wRC+	HR's
4.42	5.01	3.39	6.42	98.31	.287	.898	.411	135	80
26	19	16	19	9	107	50	22	47	41



### TCU HORNED FROGS

RPI 18 SOS 14

#### RECORD

in LAST 10  
vs QUAD 1  
on ROAD

39-18

7-3  
8-8  
14-8

#### ODDS TO WIN via Circa Sports

REGIONAL +191  
CWS +5500

#### PROB. TO ADV. via CBI Projections

25.7%

ERA	xFIP	SIERA	xERA	FLD %	BAVG	OPS	wOBA	wRC+	HR's
4.24	5.17	3.59	6.47	97.63	.300	.874	.396	139	66
19	32	27	21	88	53	70	56	36	95



### SOUTHERN CAL TROJANS

RPI 45 SOS 60

#### RECORD

in LAST 10  
vs QUAD 1  
on ROAD

35-21

4-6  
5-6  
17-9

#### ODDS TO WIN via Circa Sports

REGIONAL +825  
CWS +25000

#### PROB. TO ADV. via CBI Projections

29.5%

ERA	xFIP	SIERA	xERA	FLD %	BAVG	OPS	wOBA	wRC+	HR's
4.57	5.14	3.68	6.60	97.91	.292	.843	.396	131	60
38	29	33	27	48	78	111	52	60	123



### SAINT MARY'S GAELS

RPI 90 SOS 137

#### RECORD

in LAST 10  
vs QUAD 1  
on ROAD

35-24

9-1  
1-7  
17-13

#### ODDS TO WIN via Circa Sports

REGIONAL +2500  
CWS +70000

#### PROB. TO ADV. via CBI Projections

3.4%

ERA	xFIP	SIERA	xERA	FLD %	BAVG	OPS	wOBA	wRC+	HR's
6.20	6.07	4.60	8.12	97.47	.303	.885	.404	147	77
160	177	169	174	118	40	58	32	23	50



# TALLAHASSEE

## Regional

1 FLORIDA STATE	+112	2 NORTHEASTERN	+255
4 BETHUNE-COOK	+8800	3 MISSISSIPPI ST.	+222



## FLORIDA STATE SEMINOLES

RPI 14 SOS 26

RECORD  
in LAST 10  
vs QUAD 1  
at HOME

38-14  
6-4  
13-10  
24-7

ODDS TO WIN  
via Circa Sports

REGIONAL +112  
CWS +4100

PROB. TO ADV.  
via CBI Projections

52.3%

ERA	xFIP	SIERA	xERA	FLD %	BAVG	OPS	wOBA	wRC+	HR's
4.79	5.13	3.45	6.62	98.07	.318	.945	.420	135	92
52	27	19	29	27	9	17	9	46	22



## NORTHEASTERN HUSKIES

RPI 22 SOS 189

RECORD  
in LAST 10  
vs QUAD 1  
on ROAD

48-9  
10-0  
2-3  
19-7

ODDS TO WIN  
via Circa Sports

REGIONAL +255  
CWS +7500

PROB. TO ADV.  
via CBI Projections

13.6%

ERA	xFIP	SIERA	xERA	FLD %	BAVG	OPS	wOBA	wRC+	HR's
2.92	4.99	3.40	5.04	98.08	.290	.867	.391	130	76
1	18	17	1	26	86	77	67	63	54



## MISSISSIPPI ST. BULLDOGS

RPI 35 SOS 36

RECORD  
in LAST 10  
vs QUAD 1  
on ROAD

34-21  
8-2  
8-17  
9-9

ODDS TO WIN  
via Circa Sports

REGIONAL +222  
CWS +7500

PROB. TO ADV.  
via CBI Projections

34.2%

ERA	xFIP	SIERA	xERA	FLD %	BAVG	OPS	wOBA	wRC+	HR's
4.44	4.50	2.82	6.36	97.29	.307	.944	.419	142	97
30	4	4	14	142	30	18	10	29	16



## BETHUNE-COOK WILDCATS

RPI 198 SOS 289

RECORD  
in LAST 10  
vs QUAD 1  
on ROAD

37-21  
8-2  
0-2  
10-11

ODDS TO WIN  
via Circa Sports

REGIONAL +8800  
CWS 300/1

PROB. TO ADV.  
via CBI Projections

<0.1%

ERA	xFIP	SIERA	xERA	FLD %	BAVG	OPS	wOBA	wRC+	HR's
5.26	5.79	4.25	7.40	96.78	.302	.944	.408	140	80
88	125	107	90	224	42	19	25	35	41

# NOT ALL SEEDS ARE CREATED EQUAL | WITH CHINOOK SEEDERY

We know that when it comes to the postseason in College Baseball, it feels like we typically see the top seeds rise to the occasion and find their way to Omaha, but that's not always the case. Over the past 25 years, here's a breakdown of what Omaha has looked like from a seeds perspective.

YEAR	CHAMPION	RUNNER-UP	TEAM THREE	TEAM FOUR	TEAM FIVE	TEAM SIX	TEAM SEVEN	TEAM EIGHT
2024	TENN (1)	TX A&M (3)	FSU (8)	FLORIDA	KENTUCKY (2)	UNC (4)	NCST (10)	VIRGINIA (12)
2023	LSU (5)	FLORIDA (2)	WF (1)	TCU	ORAL ROB	TENN	VIRGINIA (7)	STAN (8)
2022	OLE MISS	OKLAHOMA	ARK	TX A&M (5)	NOTRE DAME	AUBURN (14)	TEXAS (9)	STAN (2)
2021	MSST (7)	VANDY (4)	TEXAS (2)	NCST	VIRGINIA	STAN (9)	TENN (3)	ARIZONA (5)
2020 SEASON WAS CANCELLED DUE TO COVID-19								
2019	VANDY (2)	MICHIGAN	LOUIS (7)	TX TECH (8)	FSU	MSST (6)	ARK (5)	AUBURN
2018	OREG ST (3)	ARK (5)	FLORIDA (1)	MSST	UNC (6)	TX TECH (9)	TEXAS (13)	WASH
NEW TOURNAMENT FORMAT INTRODUCED IN 2018 - EXPANDED TO 16 SEEDS								
2017	FLORIDA (3)	LSU (4)	OREG ST (1)	TCU (6)	LOUIS (7)	FSU	CSF	TX A&M
2016	COASTAL	ARIZONA	OKST	TCU	UCSB	TX TECH (5)	MIAMI (3)	FLORIDA (1)
2015	VIRGINIA	VANDY	FLORIDA (4)	TCU (7)	LSU (2)	MIAMI (5)	ARK	CSF
2014	VANDY	VIRGINIA (3)	TEXAS	OLE MISS	UCI	TCU (7)	TX TECH	LOUIS
2013	UCLA	MSST	OREG ST (3)	UNC (1)	NCST	INDIANA	LOUIS	LSU (4)
2012	ARIZONA	SCAR (8)	FSU (3)	ARK	KENT ST	UCLA (2)	FLORIDA (1)	STONY
2011	SCAR (4)	FLORIDA (2)	VANDY (6)	VIRGINIA (1)	CAL	UNC (3)	TEXAS (7)	TX A&M
2010	SCAR	UCLA (6)	CLEMSON	TCU	OKLAHOMA	FSU	FLORIDA (3)	AZST (1)
2009	LSU (3)	TEXAS (1)	AZST (5)	ARK	VIRGINIA	UNC (4)	SOMISS	CSF (2)
2008	FRESNO ST	GEORGIA (8)	UNC (2)	STANFORD	MIAMI (1)	LSU (7)	RICE (6)	FSU
2007	OREG ST	UNC (3)	RICE (2)	UCI	AZST (5)	LOUIS	MSST	CSF
2006	OREG ST	UNC	RICE (2)	CSF (5)	CLEMSON (1)	MIAMI	GEORGIA (7)	GA TECH (8)
2005	TEXAS	FLORIDA (7)	AZST	BAYLOR (4)	TULANE (1)	NEBRASKA (3)	TEXAS	OREG ST (8)
2004	CAL ST FL	TEXAS (1)	SCAR (2)	GEORGIA	MIAMI (3)	ARIZONA	LSU	ARKANSAS (8)
2003	RICE (5)	STANFORD (6)	CSF (7)	TEXAS	MIAMI (8)	SCAR	SWMOST	LSU (2)
2002	TEXAS (5)	SCAR (6)	CLEMSON (2)	STANFORD (8)	GA TECH	NOTRE DAME	NEBRASKA	RICE (4)
2001	MIAMI (2)	STANFORD (4)	CSF (1)	TENN	TULANE (5)	USC (3)	GEORGIA (6)	NEBRASKA (8)
2000	LSU (2)	STANFORD (8)	FSU (6)	ULL	USC	CLEMSON (4)	TEXAS	SAN JOSE

Since 2000, there have been 12 non-national seeds win the College World Series. Since the tournament expanded to 16 seeds in 2018, there has only been one team win the CWS as a non-national seed (Ole Miss in 2022). Coincidence or not, the most common seeds to find their way into the Championship Final are #2, #3, and #5, all winning three times each. But as history has shown us, it's not always the top seeds left standing. In fact, history has shown us that there's a good probability of those non-national seeded teams not only making a run to Omaha, but winning the whole thing.



**ORDER THE BEST SEEDS EVER AT  
CHINOOKSEEDERY.COM AND USE  
CODE "INSIDERS10" FOR 10% OFF!**



REGIONAL BEST BETS | FROM THE COLLEGE BASEBALL INSIDERS



MATT  
GRISSOM



QUENTIN  
MILLS



NICK  
HATHCOAT



TODD  
SMITH



OREGON  
(-155)  
TO WIN REGIONAL



FLORIDA  
(+130)  
TO WIN REGIONAL



FLORIDA ST  
(+110)  
TO WIN REGIONAL



OREGON  
(-175)  
TO WIN REGIONAL



FLORIDA STATE  
(+112)  
TO WIN REGIONAL



OREGON STATE  
(-120)  
TO WIN REGIONAL



TEXAS / LSU  
(+148)  
TO BOTH WIN REGIONAL



OREGON STATE  
(-125)  
TO WIN REGIONAL



CLEMSON  
(-105)  
TO WIN REGIONAL



FLORIDA STATE  
(-130)  
TO WIN REGIONAL



ALABAMA  
(+175)  
TO WIN REGIONAL



FLORIDA STATE  
(-110)  
TO WIN REGIONAL

WANT MORE COLLEGE BASEBALL HANDICAPPING ANALYSIS?

*Join the  
Club!*



Unlock ALL of our premium postseason content and expert handicapping advice by joining the Insiders Clubhouse, powered by DubClub!

Your Membership keeps our website free to use and free of ads, all while ensuring you're getting the sharpest insights and handicapping analysis in college baseball. Don't just watch the action through the postseason, join the club and be part of it.



THE  
**ONLY**  
GUIDE  
TO  
OMAHA.

