

college baseball

insiders

GUIDE TO THE COLLEGE WORLD SERIES



Exclusively Distributed By

VSIN

JUNE 11, 2025

CollegeBaseballInsiders.com

@NCAAINSIDERS

THE FINAL STOP

If you're reading this, you've made it through the chaos. The momentum changing grand slams, the weather delays, the underdogs, the heartbreak – all of it. And now, just eight teams remain. The field is set and we're approaching the final stop... Welcome to Omaha.

By now, you know what we're about at College Baseball Insiders. If you've been riding with us since Regionals, you've already seen how we blend sharp analysis, data-driven projections, and no-nonsense betting insight into one easy-to-digest postseason roadmap. And if you're just jumping in – better late than never.

I'm Matt Grissom, joined once again by Quentin Mills, Nick Hathcoat, Todd "Smitty" Smith, and our analytics architect, Nick Dimmitt. Together, we've taken our love for college baseball and built something that gives fans, bettors, and insiders alike a clear edge when it matters most.

This final guide is all about Omaha. No more series. No more do-overs. It's win or pack your bags. Inside, you'll find updated odds to win it all, key matchups, pitching projections, advanced metrics, and betting angles tailored specifically for the double-elimination format.

The margin for error? Almost nonexistent. The pressure? Off the charts. And the storylines? Some of the best we've seen in years.


Whether you're chasing a futures ticket or just here to watch the madness unfold, our job stays the same – help you watch smarter, bet sharper, and enjoy every pitch with the kind of context that separates guesswork from confidence.

Omaha's here. Let's finish strong.



Co-Founder, College Baseball Insiders

MEET THE TEAM



MATT GRISSOM

CO-FOUNDER, CEO

College Baseball Insiders

✕ @GrissomOnX

✉ grissom@ncaainsiders.com



QUENTIN MILLS

CO-FOUNDER, COO

College Baseball Insiders

✕ @QMilllyy

✉ mills@ncaainsiders.com



NICK HATHCOAT

ANALYST | SOCIAL MEDIA DIRECTOR

College Baseball Insiders

✕ @NHathcoat413

✉ nhathcoat@ncaainsiders.com



TODD SMITH

ANALYST | CO-HOST

College Baseball Insiders

✕ @SmittyBucs

✉ smitty@ncaainsiders.com



NICK DIMMITT

CIO | DIRECTOR OF DATA ENGINEERING

College Baseball Insiders

✕ @NCAAINsiders

✉ nick@ncaainsiders.com



PARKER FLEMING

DIRECTOR OF ANALYTICS

College Baseball Insiders

✕ @Statsowar

✉ parker@ncaainsiders.com

Gear up for Omaha

With Homefield Apparel



SAVE THE DATES



COLLEGE WORLD SERIES

Friday, June 13th – Monday, June 23rd



CHAMPIONSHIP SERIES

Saturday, June 21st – Monday, June 23rd









**Get your Diamond Classics
or Favorite Team's Merch!**











Homefield

USE CODE "CBI15" FOR 15% OFF ORDERS

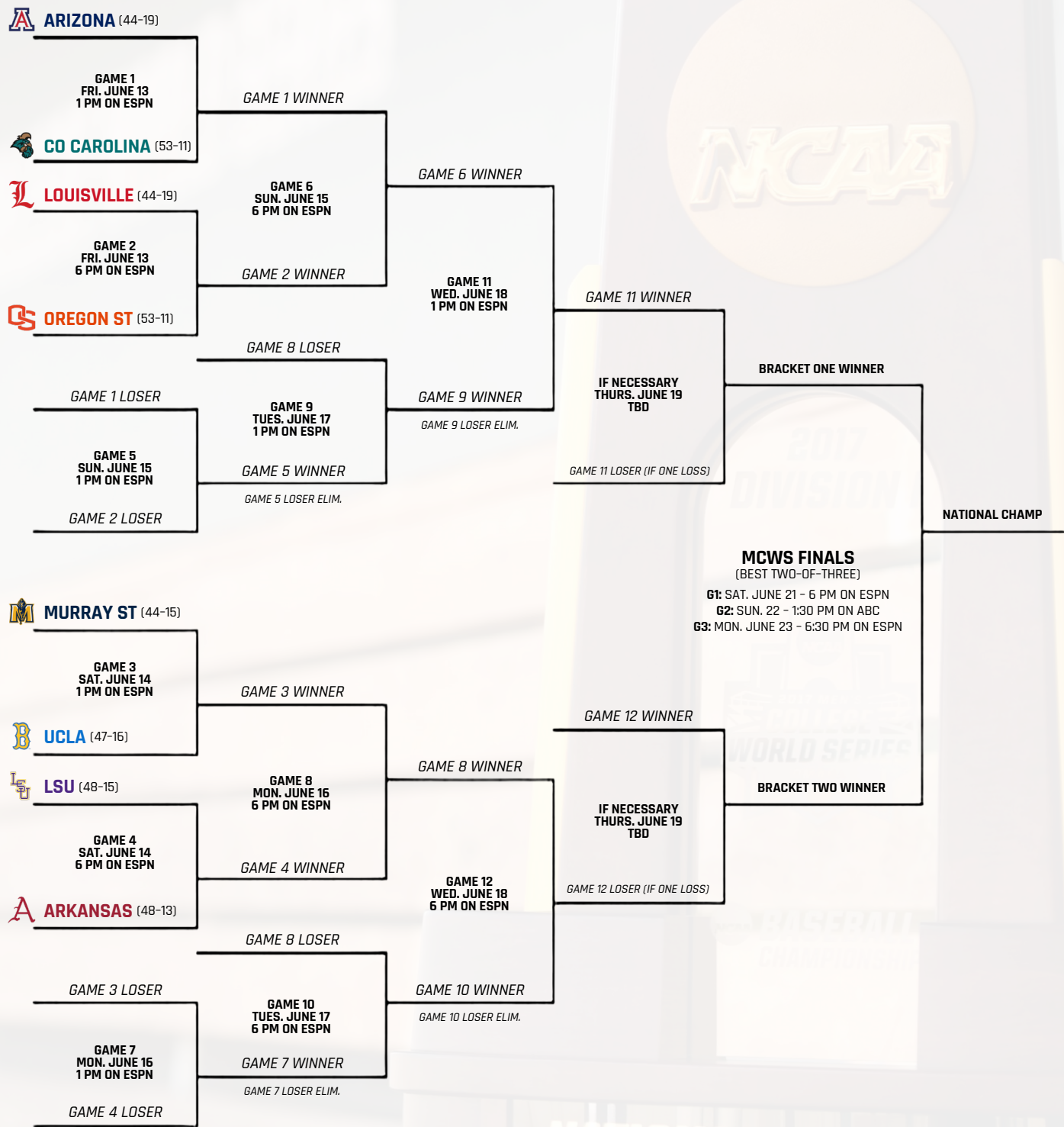
THE OMAHA EIGHT | ODDS BY *Circa* | SPORTS™

CWS	TEAM NAME	RECORD	LAST 10	RPI	SOS	GAME ONE ODDS	WIN CWS ODDS
BRACKET ONE	 LOUISVILLE CARDINALS	40-22	6-4	29	25	OFF	+2400
	 OREGON STATE BEAVERS	47-14	8-2	5	33	OFF	+560
	 ARIZONA WILDCATS	44-19	9-1	19	40	OFF	+1400
	 COASTAL CAROLINA CHANTICLEERS	53-11	10-0	3	54	OFF	+625
BRACKET TWO	 UCLA BRUINS	47-16	9-1	9	22	OFF	+1050
	 MURRAY STATE RACERS	43-15	8-2	53	193	OFF	+2950
	 LSU TIGERS	48-15	8-2	11	39	OFF	+230
	 ARKANSAS RAZORBACKS	48-13	8-2	1	11	OFF	+215

							
4.26 #7 TEAM SIERA	3.32 #3 TEAM SIERA	3.55 #5 TEAM SIERA	3.37 #4 TEAM SIERA	4.17 #6 TEAM SIERA	4.58 #8 TEAM SIERA	2.98 #2 TEAM SIERA	2.77 #1 TEAM SIERA
139 #6 TEAM WRC+	155 #5 TEAM WRC+	131 #7 TEAM WRC+	123 #8 TEAM WRC+	159 #2 TEAM WRC+	158 #3 TEAM WRC+	157 #4 TEAM WRC+	172 #1 TEAM WRC+

COLLEGE WORLD SERIES GUIDE // GUIDE GOES IN THIS ORDER // RANKS ARE REMAINING EIGHT // ODDS CURRENT AS OF 6/11/2025

THE BRACKET | 2025 MEN'S COLLEGE WORLD SERIES



BOTTOM TEAM REPRESENTS THE DESIGNATED HOME TEAM

LOUISVILLE

Cardinals

Odds to win CWS by Circa Sports

+2400

@LouisvilleBSB | #GoCards



LOUISVILLE

CARDINALS

RPI 29 SOS 25

RECORD

40-22

in LAST 10

6-4

vs QUAD 1

13-14

POSTSEASON

5-2

ODDS TO WIN

via Circa Sports

CWS

+2400

GAME 1

+2500

WIN CWS PROB

via CBI Projections

10.5%

ERA	xFIP	SIERA	xERA	FLD %	BAVG	OPS	wOBA	wRC+	HR's
5.35	5.77	4.26	7.67	97.79	.305	.905	.385	139	83
7	8	7	7	8	3	5	6	6	4

TEAM STATISTICS OVER THE LAST 10 GAMES

ERA	xFIP	SIERA	BAVG	OPS	wRC+
4.65	4.99	3.68	.295	.894	84
7	5	5	7	7	7

BULLPEN STATISTICS

ERA	xERA	xFIP	SIERA
5.63	8.10	6.27	4.59
8	8	8	7

IMPACT HITTERS

PLAYER NAME	BAVG	OPS	HR's	wRC+
JAKE MUNROE	.345	1.054	12	265
LUCAS MOORE	.352	.922	5	241
ZION ROSE	.315	.951	12	232
EDDIE KING JR.	.362	1.207	17	230
TAGUE DAVIS	.286	.979	18	210

IMPACT PITCHERS

PLAYER NAME	ERA	xFIP	SIERA
PATRICK FORBES	4.36	3.30	2.21
ETHAN EBERLE	4.34	5.76	4.01
TUCKER BIVEN	4.19	6.13	4.75
WYATT DANILOWICZ	2.25	4.32	2.84
JAKE SCHWEITZER	2.15	6.99	5.34

HEAD COACH - DAN MCDONNELL (SINCE 2007)



RECORD WITH TEAM: **782-351** TOTAL CWS APPEARANCES: **6TH**

NCAA-T RECORD: **36-19** TOTAL CWS CHAMPIONSHIPS: **0**

THE CARDINALS PATH TO OMAHA

REGIONALS

8-3
WIN
ETSU

3-2
WIN
VANDY

6-0
WIN
WRST

SUPER REGIONALS

8-1
WIN
MIAMI

6-9
LOSS
MIAMI

3-2
WIN
MIAMI

OREGON STATE

Beavers

Odds to win CWS by Circa Sports

+560

@BeaverBaseball | #GoBeavs



OREGON STATE BEAVERS

RPI 5 SOS 33

RECORD 47-14
in LAST 10 8-2
vs QUAD 1 12-12
POSTSEASON 6-2

ODDS TO WIN
via Circa Sports
CWS +560
GAME 1 +2500

WIN CWS PROB
via CBI Projections
11.0%

ERA	xFIP	SIERA	xERA	FLD %	BAVG	OPS	wOBA	wRC+	HR's
4.22	4.82	3.32	6.45	98.35	.293	.913	.414	155	100
4	3	3	4	3	6	4	4	5	2

TEAM STATISTICS OVER THE LAST 10 GAMES

ERA	xFIP	SIERA	BAVG	OPS	wRC+
3.68	4.54	2.99	.347	1.065	105
4	3	2	2	1	1

BULLPEN STATISTICS

ERA	xERA	xFIP	SIERA
4.55	6.79	5.32	3.66
5	6	3	4


IMPACT HITTERS

PLAYER NAME	BAVG	OPS	HR's	wRC+
AIVA ARQUETTE	.361	1.129	17	321
GAVIN TURLEY	.345	1.101	17	308
EASTON TALT	.266	.894	7	223
WILSON WEBER	.324	.980	12	222
TRENT CARAWAY	.274	.853	12	196

IMPACT PITCHERS

PLAYER NAME	ERA	xFIP	SIERA
DAX WHITNEY	3.66	3.58	2.34
ETHAN KLEINSCHMIT	3.24	3.65	2.63
ERIC SEGURA	4.99	5.68	3.67
NELSON KELJO	3.02	5.15	3.87
WYATT QUEEN	3.35	4.17	2.71

HEAD COACH - MITCH CANHAM (SINCE 2020)



RECORD WITH TEAM: **223-101**
TOTAL CWS APPEARANCES: **1ST**
NCAA-T RECORD: **16-10**
TOTAL CWS CHAMPIONSHIPS: **0**

THE BEAVERS PATH TO OMAHA

REGIONALS
SUPER REGIONALS

6-2 WIN NDST	12-1 WIN CREIGH	8-3 WIN CREIGH
5-4 WIN FSU	1-3 LOSS FSU	14-10 WIN FSU

ARIZONA

Wildcats

Odds to win CWS by Circa Sports

+1400

@ArizonaBaseball | #BearDown



ARIZONA WILDCATS

RPI 19 SOS 40

RECORD 44-19
in LAST 10 9-1
vs QUAD 1 15-9
POSTSEASON 8-1

ODDS TO WIN
via Circa Sports
CWS +1400
GAME 1 +2500

WIN CWS PROB
via CBI Projections

10.1%

ERA	xFIP	SIERA	xERA	FLD %	BAVG	OPS	wOBA	wRC+	HR's
4.82	4.96	3.55	6.83	97.95	.285	.863	.370	131	76
6	5	5	6	6	8	7	7	7	7

TEAM STATISTICS OVER THE LAST 10 GAMES

ERA	xFIP	SIERA	BAVG	OPS	wRC+
3.70	5.07	3.69	.299	.961	96
6	6	6	6	4	4

BULLPEN STATISTICS

ERA	xERA	xFIP	SIERA
4.98	6.75	5.11	3.45
6	5	2	2

IMPACT HITTERS

PLAYER NAME	BAVG	OPS	HR's	wRC+
MASON WHITE	.332	1.106	19	292
AARON WALTON	.320	1.029	14	276
BRENDAN SUMMERHILL	.358	1.062	4	196
ADONYS GUZMAN	.318	.881	8	193
GAREN CAULFIELD	.262	.787	8	165

IMPACT PITCHERS

PLAYER NAME	ERA	xFIP	SIERA
OWEN KRAMKOWSKI	5.48	4.28	3.38
SMITH BAILEY	4.01	4.52	3.85
RAUL GARAYZAR	2.81	6.00	4.16
TONY PLUTA	1.26	4.79	2.96
HUNTER ALBERINI	2.81	3.34	2.13

HEAD COACH - CHIP HALE (SINCE 2022)



RECORD WITH TEAM: **147-92** **TOTAL CWS** APPEARANCES: **1ST**

NCAA-T RECORD: **6-7** **TOTAL CWS** CHAMPIONSHIPS: **0**

THE WILDCATS PATH TO OMAHA

REGIONALS

SUPER
REGIONALS

3-2
WIN
CAL POLY

14-4
WIN
UTAH VAL

14-0
WIN
CAL POLY

2-18
LOSS
UNC

10-8
WIN
UNC

4-3
WIN
UNC

CO. CAROLINA

Chanticleers

Odds to win CWS by Circa Sports

+625

@CoastalBaseball | #ChantsUp



CO. CAROLINA
CHANTICLEERS
RPI 31 SOS 54

RECORD 53-11
in LAST 10 10-0
vs QUAD 1 9-6
POSTSEASON 9-0

ODDS TO WIN
via Circa Sports
CWS +625
GAME 1 +2500

WIN CWS PROB
via CBI Projections
12.6%

ERA	xFIP	SIERA	xERA	FLD %	BAVG	OPS	wOBA	wRC+	HR's
3.21	4.91	3.37	5.80	97.89	.290	.860	.354	123	66
1	4	4	1	7	7	8	8	8	8

TEAM STATISTICS OVER THE LAST 10 GAMES

ERA	xFIP	SIERA	BAVG	OPS	wRC+
2.53	4.50	3.17	.311	.915	79
1	2	4	4	6	8

BULLPEN STATISTICS

ERA	xERA	xFIP	SIERA
3.76	6.46	5.51	3.68
2	3	5	5

IMPACT HITTERS

PLAYER NAME	BAVG	OPS	HR's	wRC+
CADEN BODINE	.332	.952	5	238
SEBASTIAN ALEXANDER	.320	.975	10	200
BLAKE BARTHOL	.279	.871	12	196
WALKER MITCHELL	.283	.839	4	178
TY DOOLEY	.298	.920	6	150

IMPACT PITCHERS

PLAYER NAME	ERA	xFIP	SIERA
CAMERON FLUKEY	3.24	3.70	2.55
JACOB MORRISON	2.15	3.80	3.06
RILEY EIKHOFF	2.90	4.97	3.73
CULLEN MCKAY	1.46	4.58	3.44
MATTHEW POTOK	2.55	5.65	3.49

HEAD COACH - KEVIN SCHNALL (SINCE 2025)



RECORD
WITH TEAM: **53-11**

NCAA-T
RECORD: **5-0**

TOTAL CWS
APPEARANCES: **1ST**

TOTAL CWS
CHAMPIONSHIPS: **0**

THE CHANTICLEERS PATH TO OMAHA

REGIONALS

SUPER
REGIONALS

10-2
WIN
FAIRFIELD

18-7
WIN
ECU

1-0
WIN
ECU

7-6
WIN
AUB

4-1
WIN
AUB



UCLA BRUINS

RPI 9 SOS 22

RECORD 47-16
in LAST 10 9-1
vs QUAD 1 6-7
POSTSEASON 8-1

ODDS TO WIN
via Circa Sports
CWS +1050
GAME 1 +2500

WIN CWS PROB
via CBI Projections
10.0%

ERA	xFIP	SIERA	xERA	FLD %	BAVG	OPS	wOBA	wRC+	HR's
4.29	5.64	4.17	6.67	98.39	.298	.888	.409	159	77
5	7	6	5	2	5	6	5	2	6

TEAM STATISTICS OVER THE LAST 10 GAMES

ERA	xFIP	SIERA	BAVG	OPS	wRC+
3.58	5.93	4.31	.349	.969	94
2	7	7	1	3	5

BULLPEN STATISTICS

ERA	xERA	xFIP	SIERA
4.09	6.50	5.81	4.15
3	4	7	6

IMPACT HITTERS

PLAYER NAME	BAVG	OPS	HR's	wRC+
ROCH CHOLOWSKY	.369	1.245	23	401
DEAN WEST	.322	.913	4	269
ROMAN MARTIN	.321	.954	8	258
AJ SALGADO	.305	1.000	12	252
MULIVAI LEVU	.319	.912	12	245

IMPACT PITCHERS

PLAYER NAME	ERA	xFIP	SIERA
MICHAEL BARNETT	4.09	5.06	3.63
LANDON STUMP	4.37	5.53	4.69
WYLAN MOSS	2.47	4.94	3.32
CAL RANDALL	2.35	5.74	3.86
IAN MAY	5.00	5.92	4.66

HEAD COACH - JOHN SAVAGE (SINCE 2005)



RECORD WITH TEAM: 723-479 **TOTAL CWS APPEARANCES:** 4TH

NCAA-T RECORD: 51-27 **TOTAL CWS CHAMPIONSHIPS:** 1 (13)

THE BRUINS PATH TO OMAHA

REGIONALS

SUPER REGIONALS

19-4
WIN
FRES

11-5
WIN
AZST

8-5
WIN
UCI

5-2
WIN
UTSA

7-0
WIN
UTSA

MURRAY STATE

Racers

Odds to win CWS by Circa Sports

+2950

@RacersBaseball | #GoRacers



MURRAY STATE RACERS

RPI 53 SOS 193

RECORD 43-15
in LAST 10 8-2
vs QUAD 1 6-3
POSTSEASON 9-2

ODDS TO WIN
via Circa Sports

CWS +2950
GAME 1 +2500

WIN CWS PROB
via CBI Projections

2.4%

ERA	xFIP	SIERA	xERA	FLD %	BAVG	OPS	wOBA	wRC+	HR's
5.42	5.59	4.58	7.83	98.03	.308	.935	.415	158	78
8	6	8	8	5	2	2	2	3	5

TEAM STATISTICS OVER THE LAST 10 GAMES

ERA	xFIP	SIERA	BAVG	OPS	wRC+
7.77	6.08	4.90	.340	1.004	98
8	8	8	3	2	3

BULLPEN STATISTICS

ERA	xERA	xFIP	SIERA
5.43	8.06	5.74	4.77
7	7	6	8


IMPACT HITTERS

PLAYER NAME	BAVG	OPS	HR's	wRC+
JONATHAN HOGART	.339	1.164	22	328
CARSON GARNER	.283	1.036	17	257
DOM DECKER	.366	.993	0	253
DUSTIN MERCER	.359	.931	0	243
WILL VIERLING	.310	.945	10	227

IMPACT PITCHERS

PLAYER NAME	ERA	xFIP	SIERA
NIC SCHUTTE	4.55	5.04	3.95
ISAAC SILVA	5.38	5.19	4.07
DYLAN ZENTKO	4.38	4.39	3.67
PRESTON CHAUDOIN	4.76	4.99	3.49
GRAHAM KELHAM	4.89	3.89	2.06

HEAD COACH - DAN SKIRKA (SINCE 2019)



RECORD WITH TEAM: **204-148** **TOTAL CWS** APPEARANCES: **1ST**

NCAA-T RECORD: **5-2** **TOTAL CWS** CHAMPIONSHIPS: **0**

THE RACERS PATH TO OMAHA

REGIONALS

9-6
WIN
OLE MISS

13-11
WIN
GT

8-19
LOSS
OLE MISS

12-11
WIN
OLE MISS

SUPER REGIONALS

4-7
LOSS
DUKE

19-9
WIN
DUKE

5-4
WIN
DUKE



LSU TIGERS

RPI 11 SOS 39

RECORD 48-15
in LAST 10 8-2
vs QUAD 1 14-11
POSTSEASON 6-2

ODDS TO WIN
via Circa Sports
CWS +230
GAME 1 -110

WIN CWS PROB
via CBI Projections
17.4%

ERA	xFIP	SIERA	xERA	FLD %	BAVG	OPS	wOBA	wRC+	HR's
3.80	4.49	2.98	5.97	98.32	.298	.927	.414	157	98
2	2	2	2	4	4	3	3	4	3

TEAM STATISTICS OVER THE LAST 10 GAMES

ERA	xFIP	SIERA	BAVG	OPS	wRC+
3.64	4.66	3.05	.265	.880	88
3	4	3	8	8	6

BULLPEN STATISTICS

ERA	xERA	xFIP	SIERA
4.25	6.24	5.34	3.62
4	2	4	3

IMPACT HITTERS

PLAYER NAME	BAVG	OPS	HR's	wRC+
JARED JONES	.332	1.053	20	298
DEREK CURIEL	.342	1.001	7	282
DANIEL DICKINSON	.310	1.001	12	266
STEVEN MILAM	.292	.903	10	210
ETHAN FREY	.335	1.077	12	187

IMPACT PITCHERS

PLAYER NAME	ERA	xFIP	SIERA
KADE ANDERSON	3.33	2.60	1.51
ANTHONY EYANSON	2.74	3.30	2.16
ZAC COWAN	3.11	3.93	2.68
CHASE SHORES	5.24	5.62	3.89
JADEN NOOT	4.26	4.40	2.88

HEAD COACH - JAY JOHNSON (SINCE 2005)



RECORD
WITH TEAM: **185-77**

TOTAL CWS
APPEARANCES: **4TH**

NCAA-T
RECORD: **38-16**

TOTAL CWS
CHAMPIONSHIPS: **1**
[23]

THE TIGERS PATH TO OMAHA

REGIONALS

7-0
WIN
UALR

12-0
WIN
DBU

4-10
LOSS
UALR

10-6
WIN
UALR

SUPER
REGIONALS

16-9
WIN
WVU

12-5
WIN
WVU

ARKANSAS

Razorbacks

Odds to win CWS by Circa Sports

+215

@RazorbackBSB | #OmaHogs



ARKANSAS
RAZORBACKS

RPI 1 SOS 11

RECORD 48-13
in LAST 10 8-2
vs QUAD 1 16-10
POSTSEASON 5-1

ODDS TO WIN
via Circa Sports
CWS +215
GAME 1 -120

WIN CWS PROB
via CBI Projections
26.0%

ERA	xFIP	SIERA	xERA	FLD %	BAVG	OPS	wOBA	wRC+	HR's
3.91	4.23	2.77	6.24	98.49	.313	.980	.441	172	124
3	1	1	3	1	1	1	1	1	1

TEAM STATISTICS OVER THE LAST 10 GAMES

ERA	xFIP	SIERA	BAVG	OPS	wRC+
3.70	4.01	2.64	.300	.941	99
5	1	1	5	5	2

BULLPEN STATISTICS

ERA	xERA	xFIP	SIERA
3.74	6.06	4.44	2.88
1	1	1	1

IMPACT HITTERS

PLAYER NAME	BAVG	OPS	HR's	wRC+
WEHIWA ALOY	.348	1.101	20	309
CHARLES DAVALAN	.355	1.030	14	293
BRENT IREDALE	.289	1.012	14	253
KUHIO ALOY	.330	.980	13	246
CAM KOZEAL	.346	1.033	15	237

IMPACT PITCHERS

PLAYER NAME	ERA	xFIP	SIERA
ZACH ROOT	3.59	3.93	2.66
GAGE WOOD	5.02	2.00	1.01
GABE GAECKLE	4.76	4.50	3.07
COLE GIBLER	3.25	2.74	1.07
CHRISTIAN FOUTCH	4.15	4.91	2.71

HEAD COACH - DAVE VAN HORN (SINCE 2003)



RECORD WITH TEAM: **930-470** **TOTAL CWS** APPEARANCES: **10TH**

NCAA-T RECORD: **121-84** **TOTAL CWS** CHAMPIONSHIPS: **0**

THE RAZORBACKS PATH TO OMAHA

REGIONALS

SUPER REGIONALS

6-2
WIN
NDST

12-1
WIN
CREIGH

8-3
WIN
CREIGH

4-3
WIN
TENN

11-4
WIN
TENN

THE SEEDS ARE PLANTED | WITH CHINOOK SEEDERY

Friday, June 13 marks the start of the 2025 College World Series at Charles Schwab Field, and if you're looking for storylines, this year's field delivers.

In Bracket One, you've got a wild mix of contenders. Louisville makes their sixth trip to Omaha under Dan McDonnell. Louisville finds themselves in Omaha after running through the Nashville Regional with #1 overall seed, Vanderbilt. The Cardinals are proving that they have the bats with a good mix of pitching depth. The other non-host to make it are the Arizona Wildcats, who showed a ton of resiliency after dropping Game One of the Super Regional against North Carolina 18-2, only to bounce back and win the next two. The Wildcats are red-hot and peaking at the right time.

As for the hosting seeds, you have Oregon State, who is seeking their fourth national title and look to be as dangerous as ever. Mixing a great offense with dependable pitching has the Beavers in Omaha after knocking off Florida State in the Corvallis Super Regional. Last but not least, there's the Coastal Carolina Chanticleers who find themselves back in Omaha for the first time since their amazing title run in 2016 after knocking off #4 National Seed, Auburn Tigers in a two game sweep.

Over in Bracket Two, let's start with the most shocking member of the Omaha Eight: The once #4 seed in the Oxford Regional, Murray State Racers. The Racers smashed their way through both Oxford and Duke to punch their ticket to Omaha, marking the program's first appearance in the College World Series. They may not have the tradition or talent depth of others in the field, but based on what we've seen over the past two weekends, they should be considered anything but an underdog, but in a tough Bracket Two, we will see if their improbable run through the postseason continues.

Bracket Two also features three college baseball blue bloods who are no strangers to this stage. LSU and Arkansas will represent the SEC, with LSU looking to recreate the magic of their 2023 national title run, while Arkansas seeks to finally capture a long-awaited championship for Dave Van Horn. The Razorbacks enter Omaha as the most complete team in the field – but LSU is right behind them Rounding out Bracket Two is UCLA, a program with rich postseason tradition that hasn't been back to Omaha since their 2013 championship run. Quiet, experienced, and fundamentally sound... The Bruins are built to hang.

As much as we all like to follow trends, 2025 feels wide open. That said, if you followed my formula from last season that predicted Texas A&M vs Tennessee in the final – Preseason Top 10, Team SIERA under 3.50, Team wRC+ over 100, a road record above .500, and a Top 25 SOS – Only Arkansas checks every box. A close second would be LSU, with a solid résumé outside their slightly weaker SOS (#39) But here's the twist: Arkansas and LSU not only share the same bracket – they open against each other. So one of the favorites is dropping into the loser's bracket right out of the gate. If that team happens to be Arkansas, there's likely going to be value in grabbing a futures ticket immediately after the loss. The Hogs have the pitching depth to climb back, whereas LSU's third-game starter remains a question mark.

If you haven't grabbed a futures ticket yet and are looking to get in now, my advice is simple: Take one or two teams from each side of the bracket. The issue? In Bracket Two, Arkansas and LSU are short shots for a reason. But there's a chance the value comes in the loser of that game – especially if the market overreacts. Personally, I think the national championship series ends up being Arkansas or LSU vs. Oregon State or Arizona. So if I didn't already have exposure, I'd be looking to back Arizona or Oregon State right now – But watch that LSU / Arkansas game closely to potentially grab a ticket on whoever loses.

Get ready for an unforgettable College World Series. While the field might not include some of the teams we expected to see, it's loaded with potential. Between proven winners, fresh blood, and deep rosters with something to prove, don't be surprised if someone goes on a run that we'll be talking about for years.

ORDER THE BEST SEEDS EVER AT
CHINOOKSEEDERY.COM
USE CODE "INSIDERS10" FOR 10% OFF!



GOING TO OMAHA?
STOP BY AND SEE US AND GET YOU
SOME FREE CHINOOK SEEDS!

SEE YOU IN OMAHA! | MORE ON OUR PARTNERSHIP WITH VSIN & CIRCA SPORTS

If you haven't guessed by now, VSIN allowed us the opportunity to use their platform to release our postseason guides, but taking that partnership one step further, we are thrilled to announce our collaboration with the crew from VSIN and Circa Sports to bring you more insights and analysis from the VSIN Studios at Rocco's Pizza through the first weekend of games. We hope to see you there!



THE
ONLY
GUIDE
TO
OMAHA.

