

college baseball

# insiders

SUPER REGIONAL GUIDE



*Exclusively Distributed By*

**VSIN**

JUNE 4, 2025

*CollegeBaseballInsiders.com*

@NCAAINSIDERS



# THE MADNESS CONTINUES!

If you're holding this guide in your hands (or scrolling through it), congratulations – you survived the chaos of Regionals, and the road to Omaha is one step closer.

By now, most of you are familiar with what we do at College Baseball Insiders – and if you followed along through our Regional Guide, you already know we're here to blend sharp insights, advanced metrics, and actionable betting angles into one clear and concise resource for the college baseball postseason.

For those just jumping in: I'm Matt Grissom, alongside Quentin Mills, Nick Hathcoat, Todd "Smitty" Smith, and the man behind the data, Nick Dimmitt. Together, we've built CBI into the trusted go-to for those who love both the game and the grind of wagering on it.

Now, with Regionals in the rear-view mirror, we shift our focus to the next chapter. Where the stakes are higher, the margins tighter, and the final destination to Omaha takes shape. In this guide, you'll find updated odds, matchup insights, advanced analytics, and projections for every Super Regional series. Whether you're tracking your futures bets or looking for an edge on the upcoming matchups, this is your postseason blueprint.

As always, our goal is simple: help you watch smarter, bet sharper, and enjoy the greatest show on dirt with the insight and clarity you won't find anywhere else.

Strap in – it's about to get even wilder. Omaha awaits.



Co-Founder, College Baseball Insiders

## MEET THE TEAM



### MATT GRISSOM

CO-FOUNDER, CEO

College Baseball Insiders

✕ @GrissomOnX

✉ grissom@ncaainsiders.com



### QUENTIN MILLS

CO-FOUNDER, COO

College Baseball Insiders

✕ @QMilllyy

✉ mills@ncaainsiders.com



### NICK HATHCOAT

ANALYST | SOCIAL MEDIA DIRECTOR

College Baseball Insiders

✕ @NHathcoat413

✉ nhathcoat@ncaainsiders.com



### TODD SMITH

ANALYST | CO-HOST

College Baseball Insiders

✕ @SmittyBucs

✉ smitty@ncaainsiders.com



### NICK DIMMITT

CIO | DIRECTOR OF DATA ENGINEERING

College Baseball Insiders

✕ @NCAAINsiders

✉ nick@ncaainsiders.com



### PARKER FLEMING

DIRECTOR OF ANALYTICS

College Baseball Insiders

✕ @Statsowar

✉ parker@ncaainsiders.com

# Gear up for Gameday

## With Homefield Apparel



### SAVE THE DATES



#### **SUPER REGIONALS BEGIN**

Friday, June 6<sup>th</sup> – Monday, June 9<sup>th</sup>



#### **COLLEGE WORLD SERIES**

Friday, June 13<sup>th</sup> – Monday, June 23<sup>rd</sup>



#### **CHAMPIONSHIP SERIES**

Saturday, June 21<sup>st</sup> – Monday, June 23<sup>rd</sup>
































**Get your Diamond Classics  
in time for Omaha!**



# Homefield

USE CODE "CBI15" FOR 15% OFF ORDERS

# THE SUPER SIXTEEN | ODDS BY *Circa* | SPORTS™

SR HOST		TEAM NAME	CONF	RECORD	RPI	SOS	WIN SR	WIN CWS
LOUISVILLE		<b>MIAMI</b> HURRICANES		<b>34-25</b>	33	8	+125	+3100
		<b>LOUISVILLE</b> CARDINALS		<b>38-21</b>	29	24	-145	+2500
CORVALLIS		<b>FLORIDA STATE</b> SEMINOLES		<b>41-14</b>	9	23	-110	+1200
		<b>OREGON STATE</b> BEAVERS	NONE	<b>45-13-1</b>	8	39	-110	+3500
CHAPEL HILL		<b>ARIZONA</b> WILDCATS		<b>42-18</b>	27	48	+310	+5000
		<b>NORTH CAROLINA</b> TAR HEELS		<b>45-13</b>	4	20	-380	+675
AUBURN		<b>COASTAL CAROLINA</b> CHANTICLEERS		<b>51-11</b>	5	64	+120	+1800
		<b>AUBURN</b> TIGERS		<b>41-18</b>	2	2	-140	+1500
LOS ANGELES		<b>UTSA</b> ROAD RUNNERS		<b>47-13</b>	18	100	+150	+5100
		<b>UCLA</b> BRUINS		<b>45-16</b>	10	30	-170	+1700
DURHAM		<b>MURRAY STATE</b> RACERS		<b>41-14</b>	67	222	+405	+10000
		<b>DUKE</b> BLUE DEVILS		<b>40-19</b>	30	34	-520	+1200
BATON ROUGE		<b>WEST VIRGINIA</b> MOUNTAINEERS		<b>44-14</b>	26	93	+385	+5000
		<b>LSU</b> TIGERS		<b>46-15</b>	14	41	-485	+355
FAYETTEVILLE		<b>TENNESSEE</b> VOLUNTEERS		<b>46-17</b>	13	15	+130	+945
		<b>ARKANSAS</b> RAZORBACKS		<b>46-13</b>	3	19	-150	+375

THE SUPER REGIONAL MATCHUPS // THE GUIDE WILL ALSO GO IN THIS ORDER

ODDS CURRENT AS OF 6/04/2025



# THE POSTSEASON ALMANAC | THE FIELD OF 64

SEED	TEAM NAME	RECORD	RPI	SEED	TEAM NAME	RECORD	RPI
1	<del>#1 VANDERBILT</del>	<del>42-16</del>	1	1	<del>#16 SOUTHERN MISS</del>	<del>44-14</del>	19
2	<b>LOUISVILLE</b>	<b>38-21</b>	<b>29</b>	2	ALABAMA	41-16	13
3	ETSU	41-15	36	3	<b>MIAMI</b>	<b>34-25</b>	<b>33</b>
4	WRIGHT STATE	38-19	98	4	COLUMBIA	29-17	61
1	<del>#2 TEXAS</del>	<del>42-12</del>	4	1	<b>#15 UCLA</b>	<b>45-16</b>	<b>10</b>
2	<b>UTSA</b>	<b>47-13</b>	<b>18</b>	2	UC IRVINE	41-15	23
3	KANSAS STATE	31-24	37	3	ARIZONA STATE	35-22	49
4	HOUSTON CHRISTIAN	32-23	91	4	FRESNO STATE	31-27	102
1	<b>#3 ARKANSAS</b>	<b>46-13</b>	<b>3</b>	1	<b>#14 TENNESSEE</b>	<b>46-17</b>	<b>13</b>
2	KANSAS	43-15	24	2	WAKE FOREST	36-20	30
3	CREIGHTON	41-14	46	3	CINCINNATI	32-24	33
4	NORTH DAKOTA ST	20-32	140	4	MIAMI OHIO	35-21	80
1	<b>#4 AUBURN</b>	<b>41-18</b>	<b>2</b>	1	<b>#13 COASTAL CAR.</b>	<b>51-11</b>	<b>5</b>
2	NC STATE	33-19	34	2	FLORIDA	38-20	17
3	STETSON	40-20	63	3	EAST CAROLINA	33-25	66
4	CENTRAL CONN.	31-15	183	4	FAIRFIELD	39-17	74
1	<b>#5 NORTH CAROLINA</b>	<b>45-13</b>	<b>4</b>	1	<del>#12 OREGON</del>	<del>42-14</del>	16
2	OKLAHOMA	35-20	26	2	<b>ARIZONA</b>	<b>41-18</b>	<b>27</b>
3	NEBRASKA	32-27	51	3	CAL POLY	41-17	29
4	HOLY CROSS	31-25	142	4	UTAH VALLEY	28-27	171
1	<b>#6 LSU</b>	<b>46-15</b>	<b>14</b>	1	<del>#11 CLEMSON</del>	<del>44-16</del>	9
2	DALLAS BAPTIST	40-16	20	2	<b>WEST VIRGINIA</b>	<b>44-14</b>	<b>26</b>
3	RHODE ISLAND	38-20	68	3	KENTUCKY	29-24	38
4	LITTLE ROCK	24-32	243	4	USC UPSTATE	36-23	87
1	<del>#7 GEORGIA</del>	<del>42-15</del>	2	1	<del>#10 OLE MISS</del>	<del>40-19</del>	12
2	<b>DUKE</b>	<b>40-19</b>	<b>30</b>	2	GEORGIA TECH	40-17	21
3	OKLAHOMA STATE	28-23	44	3	WESTERN KENTUCKY	46-12	41
4	BINGHAMTON	29-24	163	4	<b>MURRAY STATE</b>	<b>42-14</b>	<b>67</b>
1	<b>#8 OREGON STATE</b>	<b>45-13-1</b>	<b>8</b>	1	<b>#9 FLORIDA STATE</b>	<b>41-14</b>	<b>9</b>
2	TCU	39-18	18	2	NORTHEASTERN	48-9	22
3	SOUTHERN CAL	35-21	45	3	MISSISSIPPI STATE	34-21	35
4	SAINT MARY'S (CA)	35-24	90	4	BETHUNE-COOKMAN	37-21	198

# LOUISVILLE

## Super Regional

Odds to win Super Regional via Circa Sports



**-145**



**+125**



## LOUISVILLE

CARDINALS

RPI 29 SOS 24

### RECORD

38-21  
in LAST 10  
vs QUAD 1  
at HOME

4-6  
13-13  
27-7

ODDS TO WIN  
via Circa Sports

**SUPER  
CWS**

**-145  
+2500**

PROB. TO ADV.  
via CBI Projections

**56.1%**

ERA	xFIP	SIERA	xERA	FLD %	BAVG	OPS	wOBA	wRC+	HR's
<b>5.48</b>	<b>5.82</b>	<b>4.29</b>	<b>5.05</b>	<b>97.00</b>	<b>.306</b>	<b>.906</b>	<b>.386</b>	<b>134</b>	<b>77</b>
106	147	113	127	130	32	43	75	53	52

## REGIONAL RECAP

NASHVILLE REGIONAL

GAME ONE

GAME TWO

GAME THREE

GAME FOUR

GAME FIVE

**LOUISVILLE** vs *The Field*

**8-3 WIN**  
vs ETSU

**3-2 WIN**  
vs VANDY

**6-0 WIN**  
vs WRST

N/A

N/A

## STATISTICS OVER LAST 10 GAMES

ERA	WHIP	xFIP	BAVG	OPS	wOBA
<b>5.76</b>	<b>1.51</b>	<b>5.16</b>	<b>.261</b>	<b>.806</b>	<b>.279</b>
120	89	51	224	178	204

## IMPACT PITCHERS / BOLD = ACE (PICTURED)

PITCHER'S NAME	ERA	xFIP	SIERA
<b>PATRICK FORBES</b>	<b>4.62</b>	<b>3.15</b>	<b>2.12</b>
TUCKER BIVEN	4.37	6.04	4.57
ETHAN EBERLE	4.42	5.88	4.04





## Louisville Weather Forecast

FRIDAY

79°

10 MPH E

SATURDAY

79°

5 MPH SE

SUNDAY

81°

7 MPH SE



## Jim Patterson Stadium

CAPACITY

4,000

STADIUM DIRECTION

NORTHEAST

FIELD SURFACE

TURF



**MIAMI**  
HURRICANES

RPI 33 SOS 8

RECORD

34-25

in LAST 10  
vs QUAD 1  
on ROAD

4-6  
10-14  
8-15

ODDS TO WIN  
via Circa Sports

SUPER  
CWS

+125  
+3100

PROB. TO ADV.  
via CBI Projections

**43.9%**

ERA	xFIP	SIERA	xERA	FLD %	BAVG	OPS	wOBA	wRC+	HR's
5.12	5.36	3.73	4.55	97.30	.275	.815	.364	118	76
77	67	37	49	84	176	165	162	129	60

## REGIONAL RECAP

HATTIESBURG REGIONAL

GAME ONE

GAME TWO

GAME THREE

GAME FOUR

GAME FIVE

**MIAMI** vs *The Field*

**5-3 WIN**  
vs BAMA

**14-1 WIN**  
vs COLUMBIA

**6-17 LOSS**  
vs SOMISS

**5-4 WIN**  
vs SOMISS

N/A

## STATISTICS OVER LAST 10 GAMES

ERA	WHIP	xFIP	BAVG	OPS	wOBA
7.09	1.47	5.98	.276	.845	.318
209	74	178	170	128	77

## IMPACT PITCHERS / BOLD = ACE (PICTURED)

PITCHER'S NAME	ERA	xFIP	SIERA
<b>GRIFFIN HUGUS</b>	<b>3.90</b>	<b>4.56</b>	<b>3.43</b>
AJ CISCAR	3.78	5.73	3.39
TATE DERIAS	5.77	5.98	4.71



# CORVALLIS

## Super Regional

Odds to win Super Regional via Circa Sports



**-110**



**-110**



## OREGON STATE BEAVERS

RPI 8 SOS 39

### RECORD

in LAST 10  
vs QUAD 1  
at HOME

**45-13-1**

8-1-1  
5-9  
21-3

**ODDS TO WIN**  
via Circa Sports

**SUPER  
CWS**

**-110  
+3500**

**PROB. TO ADV.**  
via CBI Projections

**49.8%**

ERA	xFIP	SIERA	xERA	FLD %	BAVG	OPS	wOBA	wRC+	HR's
<b>4.25</b>	<b>4.86</b>	<b>3.34</b>	<b>4.10</b>	<b>98.20</b>	<b>.293</b>	<b>.917</b>	<b>.416</b>	<b>150</b>	<b>95</b>
17	17	13	13	7	75	33	13	22	23

## REGIONAL RECAP

### CORVALLIS REGIONAL

### OREGON ST vs *The Field*

### GAME ONE

**4-6 LOSS**  
vs SMC

### GAME TWO

**7-2 WIN**  
vs TCU

### GAME THREE

**20-3 WIN**  
vs SMC

### GAME FOUR

**14-1 WIN**  
vs USC

### GAME FIVE

**9-0 WIN**  
vs USC

## STATISTICS OVER LAST 10 GAMES

ERA	WHIP	xFIP	BAVG	OPS	wOBA
<b>5.76</b>	<b>1.51</b>	<b>5.16</b>	<b>.261</b>	<b>.806</b>	<b>.279</b>
120	89	51	224	178	204

## IMPACT PITCHERS / BOLD = ACE (PICTURED)

PITCHER'S NAME	ERA	xFIP	SIERA
<b>ERIC SEGURA</b>	<b>4.68</b>	<b>5.62</b>	<b>3.58</b>
DAX WHITNEY	3.78	3.70	2.43
ETHAN KLEINSCHMIDT	3.38	3.67	2.75





FRIDAY

84°

8 MPH S

SATURDAY

86°

6 MPH S

SUNDAY

89°

7 MPH SE



Goss Stadium

CAPACITY

3,587

STADIUM DIRECTION

NORTHWEST

FIELD SURFACE

TURF



# FLORIDA STATE SEMINOLES

RPI 9 SOS 23

RECORD

41-14

in LAST 10  
vs QUAD 1  
on ROAD

6-4  
12-10  
12-6

ODDS TO WIN  
via Circa Sports

SUPER  
CWS

-110  
+1200

PROB. TO ADV.  
via CBI Projections

50.2%

ERA

4.65

35

xFIP

4.96

23

SIERA

3.39

16

xERA

4.17

19

FLD %

98.00

15

BAVG

.315

13

OPS

.944

16

wOBA

.420

10

wRC+

141

38

HR's

99

19

## REGIONAL RECAP

TALLAHASSEE REGIONAL

GAME ONE

GAME TWO

GAME THREE

GAME FOUR

GAME FIVE

FLORIDA ST vs The Field

6-2 WIN  
vs BCU

10-3 WIN  
vs MSST

5-2 WIN  
vs MSST

N/A

N/A

## STATISTICS OVER LAST 10 GAMES

ERA

7.09

209

WHIP

1.47

74

xFIP

5.98

178

BAVG

.276

170

OPS

.845

128

wOBA

.318

77

## IMPACT PITCHERS / BOLD = ACE (PICTURED)

PITCHER'S NAME

ERA

xFIP

SIERA

JAMIE ARNOLD

3.12

3.79

2.23

JOEY VOLINI

3.68

3.98

2.73

WES MENDES

4.66

4.61

3.42



# CHAPEL HILL

## Super Regional

Odds to win Super Regional via Circa Sports



-380



+310



## NO. CAROLINA

TAR HEELS

RPI 4 SOS 20

### RECORD

45-13  
in LAST 10  
vs QUAD 1  
at HOME

8-2  
12-5  
28-7

ODDS TO WIN  
via Circa Sports

**SUPER** -380  
**CWS** +675

PROB. TO ADV.  
via CBI Projections

**71.0%**

ERA	xFIP	SIERA	xERA	FLD %	BAVG	OPS	wOBA	wRC+	HR's
3.39	4.82	3.55	4.19	97.60	.288	.873	.390	136	80
3	15	25	22	42	103	68	68	48	45

## REGIONAL RECAP

CHAPEL HILL REGIONAL

GAME ONE

GAME TWO

GAME THREE

GAME FOUR

GAME FIVE

**NO. CAROLINA** vs *The Field*

**4-0 WIN**  
vs HCU

**11-5 WIN**  
vs OU

**5-9 LOSS**  
vs OU

**14-4 WIN**  
vs OU

N/A

## STATISTICS OVER LAST 10 GAMES

ERA	WHIP	xFIP	BAVG	OPS	wOBA
3.14	1.34	5.16	.304	.942	.339
4	32	52	85	46	37

## IMPACT PITCHERS / BOLD = ACE (PICTURED)

PITCHER'S NAME	ERA	xFIP	SIERA
<b>JAKE KNAPP</b>	<b>1.98</b>	<b>3.85</b>	<b>3.18</b>
JASON DECARO	3.50	4.62	3.82
AIDAN HAUGH	3.68	4.54	3.53





## Chapel Hill Weather Forecast

FRIDAY

83°

7 MPH SE

SATURDAY

88°

9 MPH NE

SUNDAY

84°

7 MPH NE



## Boschamer Stadium

CAPACITY

4,100

STADIUM DIRECTION

SOUTHWEST

FIELD SURFACE

GRASS



## ARIZONA WILDCATS

RPI 27 SOS 48

RECORD

42-18

in LAST 10  
vs QUAD 1  
on ROAD

9-1

9-6

10-8

ODDS TO WIN

via Circa Sports

SUPER

+310

CWS

+5000

PROB. TO ADV.

via CBI Projections

29.0%

ERA

4.58

33

xFIP

4.88

19

SIERA

3.43

19

xERA

4.15

17

FLD %

97.80

26

BAVG

.285

118

OPS

.869

74

wOBA

.371

130

wRC+

127

80

HR's

74

66

## REGIONAL RECAP

EUGENE REGIONAL

GAME ONE

GAME TWO

GAME THREE

GAME FOUR

GAME FIVE

ARIZONA vs The Field

3-2 WIN

vs CAL POLY

14-4 WIN

vs UTAH VLY

14-0 WIN

vs CAL POLY

N/A

N/A

## STATISTICS OVER LAST 10 GAMES

ERA

3.20

5

WHIP

1.13

6

xFIP

4.71

14

BAVG

.310

68

OPS

1.040

6

wOBA

.381

4

## IMPACT PITCHERS / BOLD = ACE (PICTURED)

PITCHER'S NAME

ERA

xFIP

SIERA

**OWEN KRAMKOWSKI**

**4.73**

**4.20**

**3.28**

RAUL GARAZYAR

2.54

5.83

4.02

SMITH BAILEY

3.97

4.50

3.75



# AUBURN

## Super Regional

Odds to win Super Regional via Circa Sports



**-140**



**+120**



## AUBURN TIGERS

RPI 2 SOS 2

### RECORD

41-18  
in LAST 10  
vs QUAD 1  
at HOME

7-3  
18-14  
28-6

ODDS TO WIN  
via Circa Sports

**SUPER** -140  
**CWS** +1500

PROB. TO ADV.  
via CBI Projections

**53.9%**

ERA	xFIP	SIERA	xERA	FLD %	BAVG	OPS	wOBA	wRC+	HR's
<b>4.71</b>	<b>4.86</b>	<b>3.33</b>	<b>4.10</b>	<b>98.20</b>	<b>.304</b>	<b>.911</b>	<b>.402</b>	<b>141</b>	<b>84</b>
44	18	11	12	8	38	39	33	39	38

## REGIONAL RECAP

### NASHVILLE REGIONAL

### GAME ONE

### GAME TWO

### GAME THREE

### GAME FOUR

### GAME FIVE

**AUBURN** vs *The Field*

**9-5 WIN**  
vs CENT CON

**8-5 WIN**  
vs STETSON

**11-1 WIN**  
vs NCST

N/A

N/A

## STATISTICS OVER LAST 10 GAMES

ERA	WHIP	xFIP	BAVG	OPS	wOBA
<b>5.76</b>	<b>1.49</b>	<b>4.91</b>	<b>.346</b>	<b>1.055</b>	<b>.375</b>
120	83	23	6	4	5

## IMPACT PITCHERS / BOLD = ACE (PICTURED)

PITCHER'S NAME	ERA	xFIP	SIERA
<b>SAMUEL DUTTON</b>	<b>3.84</b>	<b>4.10</b>	<b>2.86</b>
CHRISTIAN CHATTERTON	4.47	4.13	2.94
CADE FISHER	4.76	5.22	3.47





## Auburn Weather Forecast

FRIDAY

85°

8 MPH E

SATURDAY

86°

10 MPH NE

SUNDAY

79°

14 MPH NE



Plainsman Park

CAPACITY

6,300

STADIUM DIRECTION

SOUTHEAST

FIELD SURFACE

GRASS



**CO. CAROLINA**  
CHANTICLEERS

RPI 5 SOS 64

RECORD

51-11

in LAST 10  
vs QUAD 1  
on ROAD

10-0  
7-5  
18-7

ODDS TO WIN  
via Circa Sports

SUPER  
CWS

+120  
+1800

PROB. TO ADV.  
via CBI Projections

**46.1%**

ERA	xFIP	SIERA	xERA	FLD %	BAVG	OPS	wOBA	wRC+	HR's
<b>3.22</b>	<b>4.91</b>	<b>3.34</b>	<b>4.12</b>	<b>97.70</b>	<b>.290</b>	<b>.860</b>	<b>.353</b>	<b>119</b>	<b>62</b>
2	21	12	14	29	85	85	207	118	122

## REGIONAL RECAP

HATTIESBURG REGIONAL

GAME ONE

GAME TWO

GAME THREE

GAME FOUR

GAME FIVE

**CO. CAROLINA** vs *The Field*

**10-2 WIN**  
vs FAIRFIELD

**18-7 WIN**  
vs ECU

**1-0 WIN**  
vs ECU

N/A

N/A

## STATISTICS OVER LAST 10 GAMES

ERA	WHIP	xFIP	BAVG	OPS	wOBA
<b>2.66</b>	<b>1.05</b>	<b>4.28</b>	<b>.315</b>	<b>.921</b>	<b>.289</b>
2	3	4	53	54	174

## IMPACT PITCHERS / BOLD = ACE (PICTURED)

PITCHER'S NAME	ERA	xFIP	SIERA
<b>JACOB MORRISON</b>	<b>2.19</b>	<b>3.76</b>	<b>2.98</b>
CAMERON FLUKEY	3.12	3.63	2.40
RILEY EIKHOFF	2.90	4.97	3.73




# LOS ANGELES

## Super Regional

Odds to win Super Regional via Circa Sports

 **-170**

 **+150**



**UCLA**  
BRUINS

RPI 10 SOS 30

**RECORD** 45-16  
in LAST 10 8-2  
vs QUAD 1 2-7  
at HOME 29-7

**ODDS TO WIN**  
via Circa Sports

**SUPER** -170  
**CWS** +1700

**PROB. TO ADV.**  
via CBI Projections

**54.2%**

ERA	xFIP	SIERA	xERA	FLD %	BAVG	OPS	wOBA	wRC+	HR's
4.53	5.66	4.19	4.93	98.10	.297	.889	.410	154	77
25	122	94	109	10	59	56	23	15	52

### REGIONAL RECAP

LOS ANGELES REGIONAL

GAME ONE

GAME TWO

GAME THREE

GAME FOUR

GAME FIVE

**UCLA** vs *The Field*

**19-4 WIN**  
vs FRES ST

**11-5 WIN**  
vs ARIZ ST

**8-5 WIN**  
vs UC IRVINE

N/A

N/A

### STATISTICS OVER LAST 10 GAMES

ERA	WHIP	xFIP	BAVG	OPS	wOBA
4.40	1.26	5.88	.346	.969	.345
36	18	152	7	24	26

### IMPACT PITCHERS / BOLD = ACE (PICTURED)

PITCHER'S NAME	ERA	xFIP	SIERA
<b>MICHAEL BARNETT</b>	<b>4.18</b>	<b>4.88</b>	<b>3.50</b>
WYLAN MOSS	2.47	4.94	3.32
IAN MAY	5.00	5.92	4.66





## Los Angeles Weather Forecast

SATURDAY

76°

7 MPH NE

SUNDAY

79°

7 MPH NE

MONDAY

81°

6 MPH N



Jackie Robinson Stadium

CAPACITY

1,820

STADIUM DIRECTION

NORTHEAST

FIELD SURFACE

GRASS



**UTSA**  
ROAD RUNNERS

RPI 18 SOS 100

RECORD

47-13

in LAST 10  
vs QUAD 1  
on ROAD

8-2

9-5

19-9

ODDS TO WIN

via Circa Sports

SUPER

+150

CWS

+5100

PROB. TO ADV.

via CBI Projections

**45.8%**

ERA	xFIP	SIERA	xERA	FLD %	BAVG	OPS	wOBA	wRC+	HR's
4.95	4.80	3.75	4.27	97.80	.317	.913	.414	157	66
62	14	39	25	21	7	38	20	11	102

## REGIONAL RECAP

AUSTIN REGIONAL

GAME ONE

GAME TWO

GAME THREE

GAME FOUR

GAME FIVE

**UTSA** vs *The Field*

**10-2 WIN**  
vs K-STATE

**9-7 WIN**  
vs TEXAS

**7-4 WIN**  
vs TEXAS

N/A

N/A

## STATISTICS OVER LAST 10 GAMES

ERA	WHIP	xFIP	BAVG	OPS	wOBA
4.30	1.30	4.56	.280	.806	.277
32	24	10	157	177	208

## IMPACT PITCHERS / BOLD = ACE (PICTURED)

PITCHER'S NAME	ERA	xFIP	SIERA
<b>ZACH ROYSE</b>	<b>5.16</b>	<b>4.63</b>	<b>3.92</b>
BRAYLON OWENS	4.38	4.65	3.48
CONOR MYLES	4.93	4.55	4.16



# DURHAM

## Super Regional

Odds to win Super Regional via Circa Sports



**-520**



**+405**



**DUKE**  
BLUE DEVILS  
RPI 30 SOS 34

**RECORD** 40-19  
in LAST 10 7-3  
vs QUAD 1 11-8  
at HOME 29-9

**ODDS TO WIN**  
via Circa Sports  
**SUPER** -520  
**CWS** +1200

**PROB. TO ADV.**  
via CBI Projections  
**66.4%**

ERA	xFIP	SIERA	xERA	FLD %	BAVG	OPS	wOBA	wRC+	HR's
<b>4.83</b>	<b>5.22</b>	<b>3.56</b>	<b>4.39</b>	<b>97.80</b>	<b>.290</b>	<b>.945</b>	<b>.423</b>	<b>164</b>	<b>106</b>
49	45	26	32	22	86	15	4	5	12

### REGIONAL RECAP

ATHENS REGIONAL

GAME ONE

GAME TWO

GAME THREE

GAME FOUR

GAME FIVE

**DUKE** vs *The Field*

**12-5 WIN**  
vs OKST

**6-3 WIN**  
vs UGA

**3-2 WIN**  
vs OKST

N/A

N/A

### STATISTICS OVER LAST 10 GAMES

ERA	WHIP	xFIP	BAVG	OPS	wOBA
<b>5.38</b>	<b>1.44</b>	<b>4.84</b>	<b>.284</b>	<b>.958</b>	<b>.341</b>
95	62	17	143	34	32

### IMPACT PITCHERS / BOLD = ACE (PICTURED)

PITCHER'S NAME	ERA	xFIP	SIERA
<b>OWEN PROKSCH</b>	<b>4.83</b>	<b>4.81</b>	<b>2.65</b>
KYLE JOHNSON	6.34	5.81	4.38
HENRY ZATKOWSKI	4.85	4.83	3.43



## Durham Weather Forecast

SATURDAY

 87°

8 MPH NE

SUNDAY

 80°

7 MPH E

MONDAY

 85°

7 MPH NE



## Jack Coombs Field

CAPACITY

2,000

STADIUM DIRECTION

NORTHWEST

FIELD SURFACE

TURF



## MURRAY STATE RACERS

RPI 67 SOS 222

RECORD

41-14

in LAST 10  
vs QUAD 1  
on ROAD

8-2

4-2

16-7

ODDS TO WIN

via Circa Sports

SUPER

+405

CWS

+10000

PROB. TO ADV.

via CBI Projections

**33.6%**

ERA	xFIP	SIERA	xERA	FLD %	BAVG	OPS	wOBA	wRC+	HR's
5.10	5.58	4.56	5.07	97.80	.308	.934	.415	147	70
87	104	164	131	27	25	24	14	28	86

## REGIONAL RECAP

OXFORD REGIONAL

GAME ONE

GAME TWO

GAME THREE

GAME FOUR

GAME FIVE

MURRAY ST vs *The Field*

**9-6 WIN**  
vs MISS

**13-11 WIN**  
vs GT

**8-19 LOSS**  
vs MISS

**12-11 WIN**  
vs MISS

N/A

## STATISTICS OVER LAST 10 GAMES

ERA	WHIP	xFIP	BAVG	OPS	wOBA
7.07	1.61	5.61	.325	.976	.344
207	130	108	26	22	27

## IMPACT PITCHERS / BOLD = ACE (PICTURED)

PITCHER'S NAME	ERA	xFIP	SIERA
NICK SCHUTTE	<b>4.55</b>	<b>5.04</b>	<b>3.95</b>
ISAAC SILVA	5.00	5.17	4.05
KANE ELMY	4.28	5.93	5.67





# BATON ROUGE

## Super Regional

Odds to win Super Regional via Circa Sports



**-485**



**+385**



**LSU**  
**TIGERS**

RPI 14 SOS 41

**RECORD**

**46-15**

in LAST 10  
vs QUAD 1  
at HOME

6-4  
16-11  
33-6

**ODDS TO WIN**  
via Circa Sports

**SUPER** -485  
**CWS** +355

**PROB. TO ADV.**  
via CBI Projections

**73.1%**

ERA	xFIP	SIERA	xERA	FLD %	BAVG	OPS	wOBA	wRC+	HR's
<b>3.73</b>	<b>4.49</b>	<b>2.96</b>	<b>3.72</b>	<b>98.20</b>	<b>.299</b>	<b>.925</b>	<b>.413</b>	<b>153</b>	<b>94</b>
7	5	5	5	9	51	29	21	16	25

### REGIONAL RECAP

BATON ROUGE REGIONAL

GAME ONE

GAME TWO

GAME THREE

GAME FOUR

GAME FIVE

**LSU** vs *The Field*

**7-0 WIN**  
vs UALR

**12-0 WIN**  
vs DBU

**4-10 LOSS**  
vs UALR

**10-6 WIN**  
vs UALR

N/A

### STATISTICS OVER LAST 10 GAMES

ERA	WHIP	xFIP	BAVG	OPS	wOBA
<b>3.65</b>	<b>1.29</b>	<b>4.95</b>	<b>.272</b>	<b>.853</b>	<b>.315</b>
11	21	28	183	113	81

### IMPACT PITCHERS / BOLD = ACE (PICTURED)

PITCHER'S NAME	ERA	xFIP	SIERA
<b>KADE ANDERSON</b>	<b>2.99</b>	<b>2.48</b>	<b>1.34</b>
ANTHONY EYANSON	2.50	3.22	2.08
CHASE SHORES	5.37	5.76	4.02



## Baton Rouge Weather Forecast

SATURDAY

92°

10 MPH NE

SUNDAY

92°

9 MPH E

MONDAY

87°

6 MPH NE



Alex Box Stadium

CAPACITY

7,760

STADIUM DIRECTION

NORTHEAST

FIELD SURFACE

GRASS



**WEST VIRGINIA**  
MOUNTAINEERS

RPI 26 SOS 93

RECORD

44-14

in LAST 10  
vs QUAD 1  
on ROAD

5-5

3-3

24-5

ODDS TO WIN

via Circa Sports

SUPER

+385

CWS

+5000

PROB. TO ADV.

via CBI Projections

**26.9%**

ERA

4.35

22

xFIP

5.33

61

SIERA

3.85

51

xERA

4.59

57

FLD %

96.90

143

BAVG

.301

44

OPS

.854

94

wOBA

.383

91

wRC+

131

61

HR's

55

155

## REGIONAL RECAP

CLEMSON REGIONAL

GAME ONE

GAME TWO

GAME THREE

GAME FOUR

GAME FIVE

**W. VIRGINIA** vs *The Field*

**4-3 WIN**

vs UK

**9-6 WIN**

vs CLEM

**13-12 WIN**

vs UK

N/A

N/A

## STATISTICS OVER LAST 10 GAMES

ERA

6.78

192

WHIP

1.62

137

xFIP

5.07

39

BAVG

.269

197

OPS

.720

263

wOBA

.265

242

## IMPACT PITCHERS / BOLD = ACE (PICTURED)

PITCHER'S NAME

ERA

xFIP

SIERA

**GRIFFIN KIRN**

**3.13**

**4.14**

**3.22**

GAVIN VAN KEMPEN

6.13

5.44

4.69

JACK KARTSONAS

2.94

4.35

2.67



# FAYETTEVILLE

## Super Regional

Odds to win Super Regional via Circa Sports

**A** -150

**T** +130



### ARKANSAS RAZORBACKS

RPI 3 SOS 19

#### RECORD

in LAST 10  
vs QUAD 1  
at HOME

46-13

6-4  
13-9  
35-4

ODDS TO WIN  
via Circa Sports

**SUPER** -150  
**CWS** +375

PROB. TO ADV.  
via CBI Projections

**69.0%**

ERA	xFIP	SIERA	xERA	FLD %	BAVG	OPS	wOBA	wRC+	HR's
3.95	4.22	2.75	3.49	98.40	.314	.986	.443	166	120
13	2	3	3	2	14	4	2	2	6

### REGIONAL RECAP

#### FAYETTEVILLE REGIONAL

**ARKANSAS** vs *The Field*

#### GAME ONE

**6-2 WIN**  
vs NDST

#### GAME TWO

**12-1 WIN**  
vs CREIGH

#### GAME THREE

**8-3 WIN**  
vs CREIGH

#### GAME FOUR

N/A

#### GAME FIVE

N/A

### STATISTICS OVER LAST 10 GAMES

ERA	WHIP	xFIP	BAVG	OPS	wOBA
4.89	1.52	4.15	.299	.916	.352
65	90	3	99	57	16

### IMPACT PITCHERS / BOLD = ACE (PICTURED)

PITCHER'S NAME	ERA	xFIP	SIERA
<b>ZACH ROOT</b>	<b>3.78</b>	<b>3.85</b>	<b>2.61</b>
GAGE WOOD	5.33	1.34	0.33
AIDEN JIMENEZ	3.52	4.69	3.41





## Fayetteville Weather Forecast

SATURDAY

80°

11 MPH E

SUNDAY

84°

5 MPH E

MONDAY

77°

6 MPH SW



## Baum Walker Stadium

CAPACITY

10,737

STADIUM DIRECTION

SOUTHEAST

FIELD SURFACE

GRASS



## TENNESSEE VOLUNTEERS

RPI 13 SOS 15

RECORD

46-17

in LAST 10  
vs QUAD 1  
on ROAD

6-4  
15-11  
9-6

ODDS TO WIN  
via Circa Sports

SUPER +130  
CWS +945

PROB. TO ADV.  
via CBI Projections

31.0%

ERA

3.93

12

xFIP

4.20

1

SIERA

2.72

2

xERA

3.46

1

FLD %

96.90

150

BAVG

.304

34

OPS

.968

9

wOBA

.423

6

wRC+

165

4

HR's

128

2

## REGIONAL RECAP

HATTIESBURG REGIONAL

GAME ONE

GAME TWO

GAME THREE

GAME FOUR

GAME FIVE

TENNESSEE vs *The Field*

9-2 WIN  
vs MIAMI OH

10-6 WIN  
vs CINCY

6-7 LOSS  
vs WF

11-5 WIN  
vs WF

N/A

## STATISTICS OVER LAST 10 GAMES

ERA

5.59

109

WHIP

1.66

157

xFIP

3.88

1

BAVG

.299

96

OPS

.874

93

wOBA

.336

39

## IMPACT PITCHERS / BOLD = ACE (PICTURED)

PITCHER'S NAME

ERA

xFIP

SIERA

**LIAM DOYLE**

**2.84**

**2.54**

**1.15**

MARCUS PHILLIPS

3.71

4.33

3.14

TEGAN KUHN

5.40

4.99

3.64



## SPLITTING SEEDS | WITH CHINOOK SEEDERY

After a wild Regional weekend, the upsets just keep coming and once again, we have a No. 4 seed crashing the Super Regional party. Murray State stunned host Ole Miss to take the Oxford Regional, and they are not alone. The Miami Hurricanes, a No. 3 seed, fought off Southern Miss to win the Hattiesburg Regional.

The top seeds did not have much luck. The No. 1 overall seed, Vanderbilt, and No. 2 Texas were both sent home early. Louisville rolled through the Nashville Regional as a +485 underdog, going a perfect 3-0. In Austin, UTSA knocked off Texas with back-to-back wins as a +330 dog to punch their ticket.

The madness did not stop there. No. 12 seed Oregon suffered an early 0-2 exit at the hands of Utah Valley and Cal Poly, with Arizona advancing as the No. 2 seed. In Athens and Clemson, the No. 2 seeds, Duke and West Virginia, kept the trend going and extended their seasons.

Only nine of the sixteen Regional hosts advanced and of the eight SEC national seeds, just four are moving on. With Miami vs Louisville and Murray State vs Duke still to be decided, we already know that at least two non-national seeds will make it to Omaha. We also have one all-SEC Super Regional on the board, which means at most only three SEC teams will head to Omaha. That would be the fewest SEC teams since 2021.

As for the odds, they are stacked against the underdogs. Murray State is +405 to win its Super Regional against Duke and a long shot +10000 to win the College World Series. Miami is +125 to advance past ACC rival Louisville and +3100 to win it all. Among the No. 2 seeds, Duke holds the shortest CWS odds at +1200, while UTSA is the biggest long shot at +5100.

If Regionals taught us anything, it is that the only seeds that matter are the one's your snacking on during the Super Regionals. So order yours today!



**ORDER THE BEST SEEDS EVER AT [CHINOOKSEEDERY.COM](https://chinookseedery.com)  
USE CODE "INSIDERS10" FOR 10% OFF!**

## FINDING VALUE | USING CBI'S SERIES PROJECTIONS WITH IMPLIED PROBABILITIES

Based on the implied probabilities of each Super Regional projection, use this to compare true odds to the sports betting odds:

SUPER REGIONAL	HOST	ODDS	PROBABILITIES	VISITOR	ODDS	PROBABILITIES
LOUISVILLE	LOUISVILLE	-145	56.1% (-128)	MIAMI	+125	43.9% (+128)
CORVALLIS	OREGON ST.	-110	49.8% (EV)	FLORIDA ST.	-110	50.2% (EV)
CHAPEL HILL	NO. CAROLINA	-380	71.0% (-245)	ARIZONA	+310	29.0% (+245)
AUBURN	AUBURN	-140	53.9% (-117)	CO. CAROLINA	+120	46.1% (+117)
LOS ANGELES	UCLA	-170	54.2% (-118)	UTSA	+150	45.8% (+118)
DURHAM	DUKE	-520	66.4% (-198)	MURRAY ST.	+405	33.6% (+198)
BATON ROUGE	LSU	-485	73.1% (-272)	W. VIRGINIA	+385	26.9% (+272)
FAYETTEVILLE	ARKANSAS	-150	69.0% (-223)	TENNESSEE	+130	31.0% (+223)

## WANT MORE COLLEGE BASEBALL HANDICAPPING ANALYSIS?

*Join the  
Club!*



Unlock **ALL** of our premium postseason content and expert handicapping advice by joining the Insiders Clubhouse, powered by DubClub!

Your Membership keeps our website free to use and free of ads, all while ensuring you're getting the sharpest insights and handicapping analysis in college baseball. Don't just watch the action through the postseason, join the club and be part of it.



THE  
**ONLY**  
GUIDE  
TO  
OMAHA.

